KITSAP COUNTY DEPARTMENT OF PUBLIC WORKS
STORMWATER DIVISION

SILVERDALE WAY 42" PIPE REHABILITATION
FORMAL BID
2018-113



KITSAP COUNTY, WASHINGTON

CONTRACT PROVISIONS

KITSAP COUNTY DEPARTMENT OF PUBLIC WORKS
614 DIVISION STREET MS26
PORT ORCHARD, WASHINGTON 98366-4699
360.337.5777

SCOTT C. MURPHY, P.E.
STORMWATER RETROFIT ENGINEER

BACK OF COVER

Table of Contents

CALL FOR BIDS 1
PROPOSAL 5
BID BOND 11
BIDDER RESPONSIBILITY STATEMENT 13
CERTIFICATION OF COMPLIANCE WITH WAGE PAYMENT STATUTES 17
NON-COLLUSION DECLARATION FORM 19
PROPOSAL FOR INCORPORATING RECYCLED MATERIALS 21
AGREEMENT 23
PUBLIC WORKS PAYMENT BOND 27
PERFORMANCE BOND 29
AMENDMENTS TO THE STANDARD SPECIFICATIONS 1-1
SPECIAL PROVISIONS 2-1

List of Tables

Table 1. Bid Table 7
Table 2. Addenda 8

ATTACHMENT A. PREVAILING WAGE RATES, BENEFIT CODE KEY & SUPPLEMENTAL TO WAGE RATES A-1
ATTACHMENT B. STANDARD PLANS FOR TRAFFIC CONTROL B-1

THIS PAGE INTENTIONALLY LEFT BLANK

FORMAL BID

KITSAP COUNTY DEPARTMENT OF PUBLIC WORKS
STORMWATER DIVISION

SILVERDALE WAY 42" PIPE REHABILITATION

BID OPENING: DATE: Tuesday, April 3, 2018 TIME: 3:00 PM

Sealed bids for the project designated above will be received by Kitsap County Department of Public Works before the time and date indicated above, at which time they will be opened and publicly read aloud.

Please submit by mail to:
Colby Wattling, Buyer
Kitsap County Purchasing Office
614 Division Street, MS-7
Port Orchard, WA 98366

OR

Hand deliver to:
Colby Wattling, Buyer
Kitsap County Administration Building
Purchasing Office – Fourth Floor
619 Division Street
Port Orchard, WA 98366

Prospective bidders are hereby notified that they are solely responsible for ensuring timely delivery of their bid to the place of bid opening.

All bid proposals shall be accompanied by a bid proposal surety bond made payable to Kitsap County Department of Public Works in an amount equal to five percent (5%) of the amount of such bid proposal. Should the successful Bidder fail to enter into such contract and furnish satisfactory performance and payment bonds within the time stated in the Special Provisions, the bid proposal bond shall be forfeited to Kitsap County Department of Public Works.

Each proposal or bid shall be completely sealed in a separate envelope, properly addressed as stated above, with the name and address of the bidder and the name of the project plainly written on the outside of the envelope. A complete bid proposal shall include the following:

1) Proposal Form
2) Bid Bond
3) Bidder Responsibility Statement
4) Certification of Compliance with Wage Payment Statutes
5) Non-Collusion Affidavit
6) Proposal for Incorporating Recycled Materials into the Project

All of the above items must be complete in all respects, including signatures (notarized where required). Bidder shall acknowledge receipt of all addendums in the spaces provided. The successful Bidder will be required to submit a photocopy of their current Washington State Contractors Registration. Failure to include all items may be cause for the bid to be considered irregular and thereby rejected.

Bids or proposals received after the time set for the opening of bids will not be considered.

Bidders are notified that all bids are likely to be rejected if the lowest responsible bid received exceeds the Engineer's estimate by an unreasonable amount.

Kitsap County reserves the right to award the bid in a manner and on a basis which will best serve the County, taking into consideration the Bidder Responsibility Statement included with the bids and the requirements of the WSDOT/APWA Standard Specifications and the Contract Provisions.

The award of the contract, if made, shall be made to the responsible Bidder submitting the lowest responsive bid, based upon the total sum of the extension of unit prices for the bid items.

DESCRIPTION OF WORK

This project is located in Silverdale, WA 98383 and consists of restoring the invert of a badly deteriorated 42 inch diameter CMP storm pipe and rehabilitating the entire pipe through the installation of a cementitious lining which is centrifugally cast in place for the waterproofing, sealing, structural reinforcement and corrosion protection of the existing pipe. The pipe is approximately 400 feet in length with 7 feet of cover over the top. It is located on the southeast side of Silverdale Way NW between 9734 Silverdale Way NW and 3190 NW Bucklin Hill Road. The north end of the pipe is located in a 72 inch diameter manhole which is located just off the roadway in a lightly landscaped area of the Quality Inn and Suites and accessible through a round 24 inch cover. The south end of the pipe is located in a 72 inch diameter manhole which is located in the outdoor patio of the Starbucks on the corner of Silverdale Way and Bucklin Hill Road and accessible through a round 24 inch cover. The parking lots of the Quality Inn and Suites could probably be used as a staging area although nothing has been confirmed with the property owners. It is also likely that there will be a small continuous flow in the system which will need to be diverted into a nearby storm system. A plan will also need to be in place to ensure that no water in the system makes its way into Dyes Inlet before all materials used in this project have fully cured and will not release any toxins into the inlet.

OBTAINING PLANS AND CONTRACT PROVISIONS:

Electronic copies of the Plans and Contract Provisions in PDF format are available on the internet through Kitsap County’s website, located at https://spf.kitsapgov.com/das/Pages/Online-Bids.aspx

CONTACT PERSON

Any prospective Bidder having questions or desire an explanation or interpretation of the Bid Documents are requested to contact Scott Murphy, Project Manager, at 360-337-5777, or smurphy@co.kitsap.wa.us. Mr. Murphy may also be contacted to schedule a site walk if one is desired by a prospective bidder.

THIS PAGE INTENTIONALLY LEFT BLANK

PROPOSAL

KITSAP COUNTY DEPARTMENT OF PUBLIC WORKS
STORMWATER DIVISION

SILVERDALE WAY 42" PIPE REHABILITATION
2018-113

To the Honorable Board of Commissioners
Kitsap County
614 Division Street
Port Orchard, Washington 98366

1. Pursuant to and in compliance with your Advertisement for Bids and the other documents relating thereto, the undersigned Bidder, having familiarized themselves with the terms of the project related to those items herein bid, being aware of the local conditions affecting the performance of a Contract covering the items bid, having knowledge of the cost of the work at the place where the work is to be done, having familiarized themselves with the Contract Documents, hereby proposes and agrees to perform the work and/or to furnish the equipment, and to furnish any and all of the labor, materials, tools, expendable equipment and all utility and transportation services necessary to perform a Contract covering any or all of those items herein bid and to complete in a workmanlike manner all work covered by said Contract in connection with the Owner's Improvement Project, for an amount computed upon the basis of the quantity of work actually performed at the following bid prices:

NOTE: UNIT PRICES FOR ALL ITEMS, ALL EXTENSIONS, AND THE TOTAL AMOUNT OF BID MUST BE SHOWN. All prices shall be in legible figures (not words) written in ink or typed. The proposal shall include: A unit price for each item (omitting digits more than four places to the right of the decimal point); an extension for each unit price (omitting digits more than two places to the right of the decimal point); the total Contract price (the sum of all extensions).

COST CODE (a guide to locate Bid Item information – the Contracting Agency does not warrant its accuracy): The Cost Code for each Bid Item consists of the WSDOT/APWA Standard Specifications division number, the section number and the item number, in that order. An example is shown below:

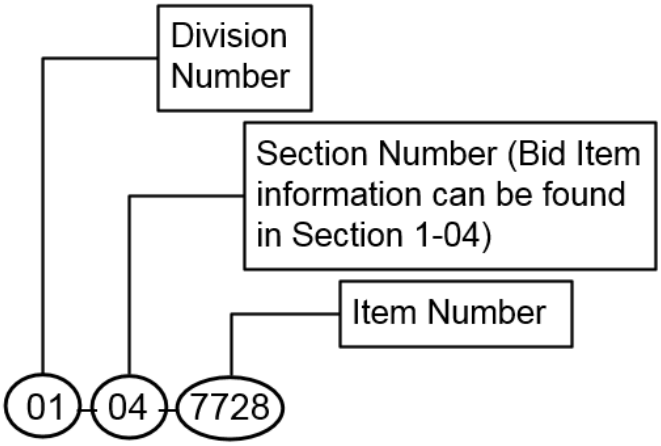

Kitsap County-specific Bid Items are noted with “KC” at the end. Project-specific Bid Items are noted with “KC (CRP#)”. Bid Items that have options (e.g. Plant Selection or Beam Guardrail Anchor Type X) are designated as such. Examples are shown below:

01-04-7728	**WSDOT Standard Bid Item**
01-07-0010KC	**Kitsap County Standard Bid Item**
05-05-6711KC (1593)	**Project-specific Bid Item**

Table 1. Bid Table

NO.	COST CODE	ITEM	EST. QTY	UNIT	UNIT COST	AMOUNT
	1-07	**SPCC Plan**	**1**	**LS**	**LUMP SUM**	**$**
	1-09	**Mobilization**	**1**	**LS**	**LUMP SUM**	**$**
	1-10	**Project Temporary Traffic Control**	**1**	**LS**	**LUMP SUM**	**$**
	1-07	**Protection and Support of Existing Utilities**	**1**	**EST**	**ESTIMATE**	**$5000.00**
	7-20	**Invert Repair**	**25**	**CY**	**$**	**$**
	7-20	**CCCP Lining Storm Sewer Pipe**	**400**	**LF**	**$**	**$**
CONTRACT TOTAL						**$**

2. BIDDER SHALL INCLUDE SALES TAX IN THE LUMP SUM AND UNIT PRICE BID ITEMS, in accordance with Section 1-07.2(1) of the Special Provisions.
3. The undersigned Bidder hereby proposes and agrees to commence work under this Contract, if awarded to them, in accordance with Sections 1-08.4 and 1-08.5 of the Special Provisions. They further agree to complete the Contract within **15 WORKING DAYS.**
4. The agreed liquidated damages to the Owner shall be in accordance with Liquidated Damages as described in the Standard Specifications, Amendments thereto and Special Provisions.
5. The Owner reserves the right to delete all or any portions of the work as outlined in the Contract Documents.
6. The required bid security in the amount of five percent (5%) of the total bid is hereto attached.
7. It is understood that the Contractor is responsible for obtaining and completing all required government forms.
8. Receipt of the following Addenda to the Contract Document is hereby acknowledged.

Table 2. Addenda

ADDENDUM #	DATE OF RECEIPT OF ADDENDUM	SIGNED ACKNOWLEDGMENT
1		
2		
3		
4		
5		

(Note: Failure to acknowledge receipt of the Addenda may be considered an irregularity in the proposal.)

9. Notice of Acceptance of this bid or requests for additional information should be addressed to the undersigned at the address stated below and unless otherwise notified in writing, this address shall be used by the successful Bidder during the life of the Contract for all official notices.
10. By signing the Proposal, the Bidder certifies that they have read and understand all of the Terms and Conditions of the Contract Plans, the Standard Specifications, the Amendments thereto, and these Special Provisions and agrees to comply with them.

Date: _____

Proper Name of Bidder (Type or Print): _____

By (Signature): _____

Name and Title (Type or Print Name and Title of Signatory): _____

Street Address: _____

City, State and Zip Code: _____

Telephone Number with Area Code: _____

Fax Number with Area Code: _____

EMail Address: _____

THIS PAGE INTENTIONALLY LEFT BLANK

BID BOND

KNOW ALL MEN BY THESE PRESENTS, that we, the undersigned, _____

as Principal, and _____

as Surety, are hereby held and firmly bound unto Kitsap County Department of Public Works as Owner in the penal sum of _____

for payment of which, well and truly to be made, we hereby jointly and severally bind

ourselves, successors and assigns. Signed this_____ day of _____, 2018.

The Condition of the above obligation is such that whereas the Principal has submitted to
Kitsap County Public Works a certain BID, attached hereto and made a part

hereof to enter a contract in writing, for the _____

_____

_____

NOW, THEREFORE,

(a) If said BID be rejected, or

(b) If said BID shall be accepted and the Principal shall execute and deliver a contract in the Form of Contract attachment hereto (properly completed in accordance with said BID) and shall furnish a BOND for faithful performance of said contract, and for the payment of all persons performing labor and furnishing materials in connection therewith, and shall in all other respects perform the agreement created by the acceptance of said BID, then this obligation shall be void, otherwise the same shall remain in force and effect; it being expressly understood and agreed that the liability of the Surety for any and all claims hereunder shall, in no event exceed the penal amount of this obligation as herein stated.

The Surety, for value received, hereby stipulates and agrees that the obligations of said Surety and its BOND shall be in no way impaired or affected by any extension of the time within the OWNER may accept such BID; and said Surety does hereby waive notice of any such extension.

IN WITNESS WHEREOF, the Principal and the Surety have hereunto set their hands and seals, and such of them as are Corporations have set their Corporation seals to be hereto

affixed and these presents to be signed by their proper officers, the day and year first set forth above.

_____
Principal

_____
Surety

By:_____

BIDDER RESPONSIBILITY STATEMENT

Each Bidder shall prepare and submit the following information with their bid.

By signing the signature page of the Proposal, the Bidder affirms that the following information is true and correct.

Name of Bidder: _____

Business Address: _____

A) MANDATORY BIDDER RESPONSIBILITY CRITERIA (RCW 39.04.350)

1. Washington State Contractors License Number: _____

   Effective Date: _____

2. State of Washington Unified Business Identifier (UBI) No.: _____
3. Do you have industrial insurance (workers’ compensation) coverage for your employees working in Washington as required by Title 51 RCW?

   Yes: ☐ No: ☐ Not Applicable: ☐

4. Washington State Employment Security Department number as required by Title 51 RCW.

   Number: ☐ Not Applicable: ☐

5. Washington State Department of Revenue state excise tax registration number as required by Title 82 RCW.

   Number: ☐ Not Applicable: ☐

6. Have you ever been disqualified from bidding on any public works contract under RCW 39.06.010 or 39.12.065(3)?

   Yes: ☐ No: ☐

B) SUPPLEMENTAL BIDDER RESPONSIBILITY CRITERIA (SPECIAL PROVISIONS SECTION 1-02.14)

1. Do you own delinquent taxes to the State of Washington Department of Revenue?

   Yes: ☐ No: ☐

2. Are you currently debarred or suspended from bidding by the Federal government?

   Yes: ☐ No: ☐

3. Does your standard subcontract form include the subcontract responsibility language required by RCW 39.06.020?

   Yes: ☐ No: ☐

4. Do you have any established procedure which your company utilizes to validate the responsibility of each of your subcontractors and any sub-tier contractors?

   Yes: ☐ No: ☐

5. Do you have any record of prevailing wage violations in the last 5 years as determined by the Washington State Department of Labor and Industries?

   Yes: ☐ No: ☐

6. Have you had any claims against retainage or payment bonds for public works projects in the last 3 years?

   Yes: ☐ No: ☐

7. Has your company or its owners been convicted of a crime involving bidding on a public works contract in the last 5 years?

   Yes: ☐ No: ☐

8. Has your company had any public works contract terminated for cause or terminated for default by a government agency in the last 5 years?

   Yes: ☐ No: ☐

9. Has your company had any lawsuits with judgments entered against the company in the last 5 years?

   Yes: ☐ No: ☐

C) CONTRACTING AGENCY SPECIFIC BIDDER RESPONSIBILITY CRITERIA (SPECIAL PROVISIONS SECTION 1-02.14)

1. Gross amount of contracts currently in hand: _____

2. Provide a list of more important construction projects completed by your company in the last 5 years. Include project name, year, approximate cost, name and current phone number of project engineer or owner:

_____

_____

_____

_____

_____

_____

_____

_____

_____

_____

_____

3. Bank references: _____

_____

4. Bonding company: _____

_____

Supporting documentation verifying that the bidder meets the supplemental and Contracting Agency specific responsibility criteria stated in Sections B and C above may be requested by the Contracting Agency in accordance with Section 1-02.14 of the Special Provisions.

THIS PAGE INTENTIONALLY LEFT BLANK

Kitsap County Public Works
An APWA Accredited Agency

This form must be submitted with the Bid Proposal or as a Supplement to the Bid no later than 24 hours after the time for delivery of the Bid Proposal, as provided for in Section 1-02.9 of the Contract Provisions.

CERTIFICATION OF COMPLIANCE WITH WAGE PAYMENT STATUTES

The bidder hereby certifies that, within the three-year period immediately preceding the bid solicitation date (INSERT DATE), the bidder is not a "willful" violator, as defined in RCW 49.48.082, of any provision of chapters 49.46, 49.48, or 49.52 RCW, as determined by a final and binding citation and notice of assessment issued by the Department of Labor and Industries or through a civil judgment entered by a court of limited or general jurisdiction.

I certify under penalty of perjury under the laws of the State of Washington that the foregoing is true and correct.

_____
Bidder's Business Name

_____
Signature of Authorized Official*

_____
Printed Name

_____
Title

Date	City	State

Check One:

Sole Proprietorship ☐ Partnership ☐ Joint Venture ☐ Corporation ☐

State of Incorporation, or if not a corporation, State where business entity was formed:

_____

If a co-partnership, give firm name under which business is transacted:

_____

** If a corporation, proposal must be executed in the corporate name by the president or vice-president (or any other corporate officer accompanied by evidence of authority to sign). If a co-partnership, proposal must be executed by a partner.*

NON-COLLUSION DECLARATION FORM

Failure to return this Declaration as part of the bid proposal package will make the bid nonresponsive and ineligible for award.

NON-COLLUSION DECLARATION

I, by signing the proposal, hereby declare, under penalty of perjury under the laws of the United States that the following statements are true and correct:

1. That the undersigned person(s), firm, association or corporation has (have) not, either directly or indirectly, entered into any agreement, participated in any collusion, or otherwise taken any action in restraint of free competitive bidding in connection with the project for which this proposal is submitted.
2. **That by signing the signature page of this proposal, I am deemed to have signed and to have agreed to the provisions of this declaration.**

NOTICE TO ALL BIDDERS

To report rigging activities call:

1-800-424-9071

The U.S. Department of Transportation (USDOT) operates the above toll-free "hotline" Monday through Friday, 8:00 a.m. to 5:00 p.m., eastern time. Anyone with knowledge of possible bid rigging, bidder collusion, or other fraudulent activities should use the "hotline" to report such activities.

The "hotline" is part of USDOT's continuing effort to identify and investigate highway construction contract fraud and abuse and is operated under the direction of the USDOT Inspector General. All information will be treated confidentially and caller anonymity will be respected.

SR

DOT Form 272-036I EF
07/2011

THIS PAGE INTENTIONALLY LEFT BLANK

PROPOSAL FOR INCORPORATING RECYCLED MATERIALS INTO THE PROJECT

APWA-WA Division 1 Committee rev. 1/8/2016

Proposal for Incorporating Recycled Materials into the Project

In compliance with a new law that went into effect January 1, 2016 (SHB1695), the Bidder shall propose below, the total percent of construction aggregate and concrete materials to be incorporated into the Project that are recycled materials. Calculated percentages must be within the amounts allowed in Section 9-03.21(1)E, Table on Maximum Allowable Percent (By Weight) of Recycled Material, of the Standard Specifications.

Proposed total percentage: _____ percent.

Note: Use of recycled materials is highly encouraged within the limits shown above, but does not constitute a Bidder Preference, and will not affect the determination of award, unless two or more lowest responsive Bid totals are exactly equal, in which case proposed recycling percentages will be used as a tie-breaker, per the APWA GSP in Section 1-03.1 of the Special Provisions. Regardless, the Bidder’s stated proposed percentages will become a goal the Contractor should do its best to accomplish. Bidders will be required to report on recycled materials actually incorporated into the Project, in accordance with the APWA GSP in Section 1-06.6 of the Special Provisions.

Bidder: _____

Signature of Authorized Official: _____

Date: _____

THIS PAGE INTENTIONALLY LEFT BLANK

AGREEMENT

This agreement, made and entered into this _____ day of _____, 2018 between Kitsap County, through the BOARD OF COUNTY COMMISSIONERS of Kitsap County, State of Washington, hereinafter referred to as County, and, _____ _____, a general Contractor licensed by the State of Washington, for themselves, their heirs, executors, administrators, successors, and assigns, hereinafter called Contractor.

WITNESSETH:

WHEREAS, the County desires to rehabilitate a deteriorating 42 inch diameter corrugated metal stormwater pipe in the town of Silverdale, WA and

WHEREAS, the Contractor has been selected by competitive bid as the “lowest responsible bidder” as that term is defined in RCW 39.04.010:

NOW THEREFORE, the County and Contractor mutually agree as follows:

CONTRACT DOCUMENTS:
The Agreement between the parties is expressed in the Contract Documents which includes the Contract Provisions for “Silverdale Way 42" Pipe Rehabilitation”, the Plans and this Agreement.

1) DESCRIPTION OF WORK:

This project is located in Silverdale, WA 98383 and consists of restoring the invert of a badly deteriorated 42 inch diameter CMP storm pipe and rehabilitating the entire pipe through the installation of a cementitious lining which is centrifugally cast in place for the waterproofing, sealing, structural reinforcement and corrosion protection of the existing pipe. The pipe is approximately 400 feet in length with 7 feet of cover over the top. It is located on the southeast side of Silverdale Way NW between 9734 Silverdale Way NW and 3190 NW Bucklin Hill Road. The north end of the pipe is located in a 72 inch diameter manhole which is located just off the roadway in a lightly landscaped area of the Quality Inn and Suites and accessible through a round 24 inch cover. The south end of the pipe is located in a 72 inch diameter manhole which is located in the outdoor patio of the Starbucks on the corner of Silverdale Way and Bucklin Hill Road and accessible through a round 24 inch cover. The parking lots of the Quality Inn and Suites could probably be used as a staging area although nothing has been confirmed with the property owners. It is also likely that there will be a small continuous flow in the system which will need to be diverted into a nearby storm system. A plan will also need to be in place to ensure that no water in the system makes its way into Dyes Inlet before all materials used in this project have fully cured and will not release any toxins into the inlet.

2) BINDING EFFECT:

The covenants and conditions contained in this Agreement shall apply to and bind the parties, heirs, legal representatives and assigns of the parties.

3) TIME IS OF THE ESSENCE:

The Contractor agrees to work promptly and fully complete the work within the limits as described in the Contract Documents. Failure to complete within the allowed time limit will subject the Contractor to the payment of liquidated damages, as described in the State of Washington Standard Specifications for Road, Bridge and Municipal Construction, in Section 1-08.9, PROSECUTION AND PROGRESS.

4) TIME FOR COMPLETION:

The work to be performed under this Agreement shall commence in accordance with Sections 1-08.4 and 1-08.5 of the Special Provisions and shall be physically completed within **15 WORKING DAYS**.

5) COMPENSATION:

The County agrees to pay the Contractor for the work described and completed according to the Contract Documents the sum of $ _____. This sum shall include state sales tax.

6) INDEPENDENT CONTRACTOR:

The Contractor shall perform the services under this agreement as an independent Contractor and not as an agent, employee or servant of the County. The parties agree that the Contractor is not entitled to any benefits or rights enjoyed by employees of the County. Contractor shall comply with all laws regarding workers' compensation.

7) DISCRIMINATION AND AMERICANS WITH DISABILITIES ACT (ADA):

The Contractor agrees to comply with all provisions of the Americans with Disabilities Act and all regulations interpreting or enforcing said Act. The Contractor agrees to comply with all Federal, State and County laws and regulations in effect pertaining to non-discrimination. Violation of this section may be treated as a breach of this Agreement.

8) LIABILITY FOR NEGLIGENCE:

The Contractor shall be liable for any additional expenses incurred by the County as a result of carelessness or negligence on the part of the Contractor, the Contractor's agents, or the Contractor's employees. The Contractor agrees that the County may deduct such additional costs on its own behalf from monies due, or to become due, to the Contractor.

9) TERMINATION:

This contract may be terminated by the officials or agents of the County authorized to contract for or supervise the execution of such work in accordance with Section 1-08.10 of the Standard Specifications for Road, Bridge, or Municipal Construction.

10) MODIFICATION

There shall be no modification of this agreement, except in writing, executed with the same formalities as this present instrument. Change Orders totaling less than 10% of the total contract amount may be executed by the Director of Public Works or their authorized agent. Change Orders that exceed 10% of the total Contract amount shall be valid provided they are executed by the Chair of the Board of County Commissioners or their authorized agent.

11) HOLD HARMLESS:

The Contractor shall indemnify and hold the County and its officers and employees harmless from, and shall process and defend at its own expense, all claims, demands or suits at law or equity arising in whole or in part from the Contractor’s performance of any of its obligations under this Agreement; provided that nothing herein shall require the Contractor to indemnify the County against and hold harmless the County from claims, demands, or suits based upon the sole negligence of the County, its agents, officers, and employees; and provided further that if claims or suits are caused by or result from the concurrent negligence of (a) the Contractor or Contractor’s agents or employees, and (b) the County or County’s agents, officers, or employees, this indemnity provision shall be valid and enforceable only to the extent of the Contractor’s negligence or the negligence of the Contractor’s agents or employees.
The Contractor expressly assumes potential liability for actions brought by the Contractor’s own employees against the County; and, solely for the purpose of this indemnification and defense, the Contractor specifically waives any immunity under the state industrial insurance law, Title 51 RCW. The Contractor recognizes that this waiver was specifically entered into pursuant to the provisions of RCW 4.24.115 and was subject of mutual negotiation.

12) INSURANCE REQUIREMENTS:

Section 1-07.18 of the Special Provisions shall govern this contract.

13) VENUE AND CHOICE OF LAW:

Any action at law, suit in equity, or other judicial proceeding for the enforcement of this contract or any provisions thereof shall be instituted as provided for in RCW 36.01.050. It is mutually understood and agreed that this contract shall be governed by the laws of the State of Washington, both as to interpretation and performance.

14) INTEGRATION CLAUSE:

This instrument embodies the whole agreement of the parties. There are no promises, terms, conditions or obligations other than those contained herein; and this contract shall supersede all previous communications, representations or agreements, either verbal or written, between parties.

15) CONTRACT BOND:

Payment and performance bonds for this project have been issued by
_____, Surety Company of_____

Street address:_____City:_____
Telephone:_____Contact Person:_____
in the amount of_____.
IN WITNESS WHEREOF, the said Contractor has executed this instrument, and the said Board of County Commissioners of aforesaid County pursuant to resolution duly adopted has caused this instrument to be executed by and in the name of said Board by its Chair, duly attested by its Clerk, the day and year first above written, and the seal of said Board to be hereunto affixed on the date this instrument first above written.

CONTRACTOR

_____

BY _____

TITLE _____

BOARD OF COUNTY COMMISSIONERS
KITSAP COUNTY, WASHINGTON

_____
ROBERT GELDER, Chair

_____
EDWARD E. WOLFE, Commissioner

_____
CHAROLTTE GARRIDO, Commissioner

Foregoing contract approved and ratified:

_____
ATTEST

_____
DANA DANIELS, Clerk of the Board

PUBLIC WORKS PAYMENT BOND

to [City of _____ or _____ County], WA

Bond No. _____

The [City of _____or _____ County], Washington ([City or County]) has awarded to _____(Principal), a contract for the construction of the project designated as _____ ,Project No. _____ , in [location], Washington (Contract), and said Principal is required under the terms of that Contract to furnish a payment bond in accord with Title 39.08 Revised Code of Washington (RCW) and (where applicable) 60.28 RCW.

The Principal, and _____ (Surety), a corporation organized under the laws of the State of _____ and licensed to do business in the State of Washington as surety and named in the current list of "Surety Companies Acceptable in Federal Bonds" as published in the Federal Register by the Audit Staff Bureau of Accounts, U.S. Treasury Dept., are jointly and severally held and firmly bound to the [City or County], in the sum of _____ US Dollars ($ _____) Total Contract Amount, subject to the provisions herein.

This statutory payment bond shall become null and void, if and when the Principal, its heirs, executors, administrators, successors, or assigns shall pay all persons in accordance with RCW 39.08, 39.12, and 60.28 including all workers, laborers, mechanics, subcontractors, and materialmen, and all person who shall supply such contractor or subcontractor with provisions and supplies for the carrying on of such work, and all taxes incurred on said Contract under Titles 50 and 51 RCW and all taxes imposed on the Principal under Title 82 RCW; and if such payment obligations have not been fulfilled, this bond shall remain in full force and effect.

The Surety for value received agrees that no change, extension of time, alteration or addition to the terms of the Contract, the specifications accompanying the Contract, or to the work to be performed under the Contract shall in any way affect its obligation on this bond, and waives notice of any changes, extension of time, alteration or addition to the terms of the Contract or the work performed. The Surety agrees that modifications and changes to the terms and conditions of the Contract that increase the total amount to be paid the Principal shall automatically increase the obligation of the Surety on this bond and notice to Surety is not required for such increased obligation.

This bond may be executed in two (2) original counterparts, and shall be signed by the parties' duly authorized officers. This bond will only be accepted if it is accompanied by a fully executed and original power of attorney for the office executing on behalf of the surety.

PRINCIPAL		SURETY	
Principal Signature	Date	Surety Signature	Date
Printed Name	Date	Printed Name	Date
Title		Title	

Name, address, and telephone of local office/agent of Surety Company is:

Approved as to form:

_____ _____

[City or County] Attorney, [City of _____ or _____ County] Date

DOT Form 272-003A EF
08/2012

THIS PAGE INTENTIONALLY LEFT BLANK

PERFORMANCE BOND

to [City of _____ or _____ County], WA

Bond No. _____

The [City of _____ or _____ County], Washington ([City or County]) has awarded to ____ ____ (Principal), a contract for the construction of the project designated as _____ ,Project No. _____ , in [location], Washington (Contract), and said Principal is required to furnish a bond for performance of all obligations under the Contract.

The Principal, and _____ (Surety), a corporation, organized under the laws of the State of _____ and licensed to do business in the State of Washington as surety and named in the current list of "Surety Companies Acceptable in Federal Bonds" as published in the Federal Register by the Audit Staff Bureau of Accounts, U.S. Treasury Dept., are jointly and severally held and firmly bound to the [City or County], in the sum of _____ US Dollars ($ _____) Total Contract Amount, subject to the provisions herein.

This statutory performance bond shall become null and void, if and when the Principal, its heirs, executors, administrators, successors, or assigns shall well and faithfully perform all of the Principal's obligations under the Contract and fulfill all terms and conditions of all duly authorized modifications, additions, and changes to said Contract that may hereafter be made, at the time and in the manner therein specified; and if such performance obligations have not been fulfilled, this bond shall remain in force and effect.

The Surety for value received agrees that no change, extension of time, alteration or addition to the terms of the Contract, the specifications accompanying the Contract, or to the work to be performed under the Contract shall in any way affect its obligation on this bond, and waives notice of any change, extension of time, alteration or addition to the terms of the Contract or the work performed. The Surety agrees that modifications and changes to the terms and conditions of the Contract that increase the total amount to be paid the Principal shall automatically increase the obligation of the Surety on this bond and notice to Surety is not required for such increased obligation.

This bond may be executed in two (2) original counterparts, and shall be signed by the parties' duly authorized officers. This bond will only be accepted if it is accompanied by a fully executed and original power of attorney for the office executing on behalf of the surety.

PRINCIPAL		SURETY	
Principal Signature	Date	Surety Signature	Date
Printed Name	Date	Printed Name	Date
Title		Title	

Name, address, and telephone of local office/agent of Surety Company is:

Approved as to form:

_____ _____ _____

[City or County] Attorney, [City of _____ or _____ County] Date

DOT Form 272-002A EF
08/2012

THIS PAGE INTENTIONALLY LEFT BLANK

AMENDMENTS TO THE STANDARD SPECIFICATIONS

INTRO.AP1
INTRODUCTION

The following Amendments and Special Provisions shall be used in conjunction with the 2018 Standard Specifications for Road, Bridge, and Municipal Construction.

AMENDMENTS TO THE STANDARD SPECIFICATIONS

The following Amendments to the Standard Specifications are made a part of this contract and supersede any conflicting provisions of the Standard Specifications. For informational purposes, the date following each Amendment title indicates the implementation date of the Amendment or the latest date of revision.

Each Amendment contains all current revisions to the applicable section of the Standard Specifications and may include references which do not apply to this particular project.

1-02.AP1
Section 1-02, Bid Procedures and Conditions
January 2, 2018

1-02.4(1) General

This section is supplemented with the following:

Prospective Bidders are advised that the Contracting Agency may include a partially completed Washington State Department of Ecology (Ecology) Transfer of Coverage (Ecology Form ECY 020-87a) for the Construction Stormwater General Permit (CSWGP) as part of the Bid Documents. When the Contracting Agency requires the transfer of coverage of the CSWGP to the Contractor, an informational copy of the Transfer of Coverage and the associated CSWGP will be included in the appendices. As a condition of Section 1-03.3, the Contractor is required to complete sections I, III, and VIII of the Transfer of Coverage and return the form to the Contracting Agency.

The Contracting Agency is responsible for compliance with the CSWGP until the end of day that the Contract is executed. Beginning on the day after the Contract is executed, the Contractor shall assume complete legal responsibility for compliance with the CSWGP and full implementation of all conditions of the CSWGP as they apply to the Contract Work.

1-02.6 Preparation of Proposal

Item number 1 of the second paragraph is revised to read:

1. A unit price for each item (omitting digits more than two places to the right of the decimal point),

The following new paragraph is inserted before the last paragraph:

The Bidder shall submit with their Bid a completed Contractor Certification Wage Law Compliance form (WSDOT Form 272-009). Failure to return this certification as part of the Bid Proposal package will make this Bid Nonresponsive and ineligible for Award. A Contractor Certification of Wage Law Compliance form is included in the Proposal Forms.

1-03.AP1
Section 1-03, Award and Execution of Contract
January 2, 2018

1-03.3 Execution of Contract

The first paragraph is revised to read:

> Within 20 calendar days after the Award date, the successful Bidder shall return the signed Contracting Agency-prepared Contract, an insurance certification as required by Section 1-07.18, a satisfactory bond as required by law and Section 1-03.4, the Transfer of Coverage form for the Construction Stormwater General Permit with sections I, III, and VIII completed when provided, and shall be registered as a contractor in the state of Washington.

1-03.5 Failure to Execute Contract

The first sentence is revised to read:

> Failure to return the insurance certification and bond with the signed Contract as required in Section 1-03.3, or failure to provide Disadvantaged, Minority or Women's Business Enterprise information if required in the Contract, or failure or refusal to sign the Contract, or failure to register as a contractor in the state of Washington, or failure to return the completed Transfer of Coverage for the Construction Stormwater General Permit to the Contracting Agency when provided shall result in forfeiture of the proposal bond or deposit of this Bidder.

1-06.AP1
Section 1-06, Control of Material
January 2, 2018

1-06.1(3) Aggregate Source Approval (ASA) Database

This section is supplemented with the following:

> Regardless of status of the source, whether listed or not listed in the ASA database the source owner may be asked to provide testing results for toxicity in accordance with Section 9-03.21(1).

1-06.2(2)D Quality Level Analysis

This section is supplemented with the following new subsection:

1-06.2(2)D5 Quality Level Calculation – HMA Compaction

The procedures for determining the quality level and pay factor for HMA compaction are as follows:

1. Determine the arithmetic mean, X_m, for compaction of the lot:

$$X_m = \frac{\sum x}{n}$$

Where:

x = individual compaction test values for each sublot in the lot.
$\sum x$ = summation of individual compaction test values
n = total number test values

2. Compute the sample standard deviation, “S”, for each constituent:

$$S = \left[\frac{n\sum x^2 - \left(\sum x\right)^2}{n(n-1)} \right]^{\frac{1}{2}}$$

Where:
$\sum x^2$ = summation of the squares of individual compaction test values
$(\sum x)^2$ = summation of the individual compaction test values squared

3. Compute the lower quality index (Q_L):

$$Q_L = \frac{X_m - LSL}{S}$$

Where:
LSL = 91.5

4. Determine P_L (the percent within the lower Specification limit which corresponds to a given Q_L) from Table 1. For negative values of Q_L, P_L is equal to 100 minus the table P_L. If the value of Q_L does not correspond exactly to a figure in the table, use the next higher value.

5. Determine the quality level (the total percent within Specification limits):

   Quality Level = P_L

6. Using the quality level from step 5, determine the composite pay factor (CPF) from Table 2.

7. If the CPF determined from step 6 is 1.00 or greater: use that CPF for the compaction lot; however, the maximum HMA compaction CPF using an LSL = 91.5 shall be 1.05.

8. If the CPF from step 6 is not 1.00 or greater: repeat steps 3 through 6 using an LSL = 91.0. The value thus determined shall be the HMA compaction CPF for that lot; however, the maximum HMA compaction CPF using an LSL = 91.00 shall be 1.00.

1-06.2(2)D4 Quality Level Calculation

The first paragraph (excluding the numbered list) is revised to read:

> The procedures for determining the quality level and pay factors for a material, other than HMA compaction, are as follows:

1-07.AP1
Section 1-07, Legal Relations and Responsibilities to the Public
January 2, 2018

1-07.5(3) State Department of Ecology

This section is supplemented with the following:

9. When a violation of the CSWGP occurs, immediately notify the Engineer and fill out WSDOT Form 422-011, Contractor ECAP Report, and submit the form to the Engineer within 48 hours of the violation.

10. Once Physical Completion has been given, prepare a Notice of Termination (Ecology Form ECY 020-87) and submit the Notice of Termination electronically to the Engineer in a PDF format a minimum of 7 calendar days prior to submitting the Notice of Termination to Ecology.

11. Transfer the CSWGP coverage to the Contracting Agency when Physical Completion has been given and the Engineer has determined that the project site is not stabilized from erosion.

12. Submit copies of all correspondence with Ecology electronically to the Engineer in a PDF format within four calendar days.

1-07.7(1) General

The first sentence of the third paragraph is revised to read:

> When the Contractor moves equipment or materials on or over Structures, culverts or pipes, the Contractor may operate equipment with only the load-limit restrictions in Section 1-07.7(2).

The first sentence of the last paragraph is revised to read:

> Unit prices shall cover all costs for operating over Structures, culverts and pipes.

1-07.9(2) Posting Notices

The second sentence of the first paragraph (up until the colon) is revised to read:

> The Contractor shall ensure the most current edition of the following are posted:

In items 1 through 10, the revision dates are deleted.

1-07.11(2) Contractual Requirements

In this section, “creed” is revised to read “religion”.

Item numbers 1 through 9 are revised to read 2 through 10, respectively.

After the preceding Amendment is applied, the following new item number 1 is inserted:

1. The Contractor shall maintain a Work site that is free of harassment, humiliation, fear, hostility and intimidation at all times. Behaviors that violate this requirement include but are not limited to:

    a. Persistent conduct that is offensive and unwelcome.

    b. Conduct that is considered to be hazing.

    c. Jokes about race, gender, or sexuality that are offensive.

    d. Unwelcome, unwanted, rude or offensive conduct or advances of a sexual nature which interferes with a person's ability to perform their job or creates an intimidating, hostile, or offensive work environment.

    e. Language or conduct that is offensive, threatening, intimidating or hostile based on race, gender, or sexual orientation.

    f. Repeating rumors about individuals in the Work Site that are considered to be harassing or harmful to the individual's reputation.

1-07.11(5) Sanctions

This section is supplemented with the following:

Immediately upon the Engineer's request, the Contractor shall remove from the Work site any employee engaging in behaviors that promote harassment, humiliation, fear or intimidation including but not limited to those described in these specifications.

1-07.11(6) Incorporation of Provisions

The first sentence is revised to read:

The Contractor shall include the provisions of Section 1-07.11(2) Contractual Requirements (1) through (5) and the Section 1-07.11(5) Sanctions in every subcontract including procurement of materials and leases of equipment.

1-07.18 Public Liability and Property Damage Insurance

Item number 1 is supplemented with the following new sentence:

This policy shall be kept in force from the execution date of the Contract until the Physical Completion Date.

1-08.AP1
Section 1-08, Prosecution and Progress
January 2, 2018

1-08.5 Time for Completion

Item number 2 of the sixth paragraph is supplemented with the following:

f. A copy of the Notice of Termination sent to the Washington State Department of Ecology (Ecology); the elapse of 30 calendar days from the date of receipt of the Notice of Termination by Ecology; and no rejection of the Notice of Termination by

Ecology. This requirement will not apply if the Construction Stormwater General Permit is transferred back to the Contracting Agency in accordance with Section 8-01.3(16).

1-08.7 Maintenance During Suspension

The fifth paragraph is revised to read:

The Contractor shall protect and maintain all other Work in areas not used by traffic. All costs associated with protecting and maintaining such Work shall be the responsibility of the Contractor.

2-09.AP2
Section 2-09, Structure Excavation
January 2, 2018

2-09.3(3)D Shoring and Cofferdams

The first sentence of the sixth paragraph is revised to read:

> Structural shoring and cofferdams shall be designed for conditions stated in this Section using methods shown in Division I Section 5 of the AASHTO *Standard Specifications for Highway Bridges* Seventeenth Edition – 2002 for allowable stress design, or the AASHTO *LRFD Bridge Design Specifications* for load and resistance factor design.

Insert the latest version of Division 3 here (if any)

Insert the latest version of Division 4 here (if any)

5-04.AP5
Section 5-04, Hot Mix Asphalt
January 2, 2018

5-04.1 Description

The last sentence of the first paragraph is revised to read:

> The manufacture of HMA may include additives or processes that reduce the optimum mixing temperature (Warm Mix Asphalt) or serve as a compaction aid in accordance with these Specifications.

5-04.2 Materials

The reference to “Warm Mix Asphalt Additive” is revised to read “HMA Additive”.

5-04.2(1) How to Get an HMA Mix Design on the QPL

The last bullet in the first paragraph is revised to read:

- Do not include HMA additives that reduce the optimum mixing temperature or serve as a compaction aid when developing a mix design or submitting a mix design for QPL evaluation. The use of HMA additives is not part of the process for obtaining approval for listing a mix design on the QPL. Refer to Section 5-04.2(2)B.

In the table, “WSDOT Standard Practice QC-8” is revised to read “WSDOT Standard Practice QC-8 located in the WSDOT Materials Manual M 46-01”.

5-04.2(1)C Mix Design Resubmittal for QPL Approval

Item number 3 of the first paragraph is revised to read:

3. Changes in modifiers used in the asphalt binder.

5-04.2(2)B Using Warm Mix Asphalt Processes

This section, including title, is revised to read:

5-04.2(2)B Using HMA Additives

The Contractor may, at the Contractor’s discretion, elect to use additives that reduce the optimum mixing temperature or serve as a compaction aid for producing HMA. Additives include organic additives, chemical additives and foaming processes. The use of Additives is subject to the following:

- Do not use additives that reduce the mixing temperature in accordance with Section 5-04.3(6) in the production of High RAP/Any RAS mixtures.

- Before using additives, obtain the Engineer’s approval using WSDOT Form 350-076 to describe the proposed additive and process.

5-04.3(3)A Mixing Plant

In item number 5 of the first paragraph, “WSDOT T 168” is revised to read “FOP for AASHTO T 168”.

5-04.3(4) Preparation of Existing Paved Surfaces

The first sentence of the fourth paragraph is revised to read:

> Unless otherwise approved by the Engineer, use cationic emulsified asphalt CSS-1, CSS-1h, or Performance Graded (PG) asphalt for tack coat.

5-04.3(6) Mixing

The first paragraph is revised to read:

> The asphalt supplier shall introduce recycling agent and anti-stripping additive, in the amount designated on the QPL for the mix design, into the asphalt binder prior to shipment to the asphalt mixing plant.

The seventh paragraph is revised to read:

> Upon discharge from the mixer, ensure that the temperature of the HMA does not exceed the optimum mixing temperature shown on the approved Mix Design Report by more than 25°F, or as approved by the Engineer. When an additive is included in the manufacture of HMA, do not heat the additive (at any stage of production including in binder storage tanks) to a temperature higher than the maximum recommended by the manufacturer of the additive.

5-04.3(8) Aggregate Acceptance Prior to Incorporation in HMA

The following new paragraph is inserted after the first paragraph:

> The Contracting Agency's combined aggregate bulk specific gravity (Gsb) blend as shown on the HMA Mix Design will be used for VMA calculations until the Contractor submits a written request for a Gsb test. The new Gsb will be used in the VMA calculations for HMA from the date the Engineer receives the written request for a Gsb retest. The Contractor may request aggregate specific gravity (Gsb) testing be performed by the Contracting Agency twice per project. The Gsb blend of the combined stockpiles will be used to calculate voids in mineral aggregate (VMA) of any HMA produced after the new Gsb is determined.

5-04.3(9)A1 Test Section – When Required, When to Stop

The following new row is inserted after the second row in Table 9:

VMA	Minimum PF_i of 0.95 based on the criteria in Section 5-04.3(9)B4[2]	None[4]

5-04.3(9)A2 Test Section – Evaluating the HMA Mixture in a Test Section

In Table 9a, the test property "Gradation, Asphalt Binder, and V_a" is revised to read "Gradation, Asphalt Binder, VMA, and V_a"

5-04.3(9)B3 Mixture Statistical Evaluation – Acceptance Testing

In Table 11, "V_a" is revised to read "VMA and V_a"

5-04.3(9)B5 Mixture Statistical Evaluation – Composite Pay Factors (CPF)

The following new row is inserted above the last row in Table 12:

Voids in Mineral Aggregate (VMA)	2

5-04.3(9)B7 Mixture Statistical Evaluation – Retests

The second to last sentence is revised to read:

> The sample will be tested for a complete gradation analysis, asphalt binder content, VMA and Va, and the results of the retest will be used for the acceptance of the HMA mixture in place of the original mixture sublot sample test results.

5-04.3(10)C1 HMA Compaction Statistical Evaluation – Lots and Sublots

The bulleted item in the fourth paragraph is revised to read:

- For a compaction lot in progress with a compaction CPF less than 0.75 using an LSL = 91.0, a new compaction lot will begin at the Contractor's request after the Engineer is satisfied that material conforming to the Specifications can be produced. See also Section 5-04.3(11)F.

5-04.3(10)C2 HMA Compaction Statistical Evaluation – Acceptance Testing

In the table, "WSDOT FOP for AASHTO T 355" is revised to read "FOP for AASHTO T 355".

5-04.3(10)C3 HMA Statistical Compaction – Price Adjustments

In the first paragraph, "WSDOT FOP for AASHTO T 355" is revised to read "FOP for AASHTO T 355".

5-04.3(10)C3 HMA Statistical Compaction – Price Adjustments

The first sentence in the second paragraph is revised to read:

> For each HMA compaction lot (that is accepted by Statistical Evaluation) which does not meet the criteria in the preceding paragraph, the compaction lot shall be evaluated in accordance with Section 1-06.2(2)D5 to determine the appropriate Composite Pay Factor (CPF).

The last two paragraphs are revised to read:

> Determine the Compaction Price Adjustment (CPA) from the table below, selecting the equation for CPA that corresponds to the value of CPF determined above.

Calculating HMA Compaction Price Adjustment (CPA)	
Value of CPF	**Equation for Calculating CPA**
When CPF > 1.00	CPA = [0.80 x (CPF – 1.00)] x Q x UP
When CPF = 1.00	CPA = $0
When CPF < 1.0	CPA = [0.40 x (CPF – 1.00)] x Q x UP

> Where
> CPA = Compaction Price Adjustment for the compaction lot ($)
> CPF = Composite Pay Factor for the compaction lot (maximum is 1.05)

Q = Quantity in the compaction lot (tons)
UP = Unit price of the HMA in the compaction lot ($/ton)

6-01.AP6
Section 6-01, General Requirements for Structures
January 2, 2018

6-01.10 Utilities Supported by or Attached to Bridges
In the third paragraph, “Federal Standard 595” is revised to read “SAE AMS Standard 595”.

6-01.12 Final Cleanup
The second paragraph is deleted.

6-02.AP6
Section 6-02, Concrete Structures
January 2, 2018

6-02.3(2)A Contractor Mix Design
The last sentence of the last paragraph is revised to read:

> For all other concrete, air content shall be a minimum of 4.5 percent and a maximum of 7.5 percent for all concrete placed above the finished ground line unless noted otherwise.

6-02.3(2)A1 Contractor Mix Design for Concrete Class 4000D
Item number 5 of the first paragraph is deleted.

Item number 6 of the first paragraph (after the preceding Amendment is applied) is renumbered to 5.

6-02.3(4)D Temperature and Time For Placement
The following is inserted after the first sentence of the first paragraph:

> The upper temperature limit for placement for Class 4000D concrete may be increased to a maximum of 80°F if allowed by the Engineer.

6-02.3(6)A1 Hot Weather Protection
The first paragraph is revised to read:

> The Contractor shall provide concrete within the specified temperature limits. Cooling of the coarse aggregate piles by sprinkling with water is permitted provided the moisture content is monitored, the mixing water is adjusted for the free water in the aggregate and the coarse aggregate is removed from at least 1 foot above the bottom of the pile. Sprinkling of fine aggregate piles with water is not allowed. Refrigerating mixing water or replacing all or part of the mixing water with crushed ice is permitted, provided the ice is completely melted by placing time.

The second sentence of the second paragraph is revised to read:

> These surfaces include forms, reinforcing steel, steel beam flanges, and any others that touch the concrete.

6-02.3(10)D5 Bridge Deck Concrete Finishing and Texturing
In the third subparagraph of the first paragraph, the last sentence is revised to read:

The Contractor shall texture the bridge deck surface to within 3-inches minimum and 24-inches maximum of the edge of concrete at expansion joints, within 1-foot minimum and 2-feet maximum of the curb line, and within 3-inches minimum and 9-inches maximum of the perimeter of bridge drain assemblies.

6-02.3(13)A Strip Seal Expansion Joint System

In item number 3 of the third paragraph, “Federal Standard 595” is revised to read “SAE AMS Standard 595”.

6-02.3(24)C Placing and Fastening

The fourth sentence of the second paragraph is revised to read:

All epoxy-coated bars in the top mat of the bridge deck shall be tied at all intersections, however they may be tied at alternate intersections when spacing is less than 1 foot in each direction and they are supported by continuous supports meeting all other requirements of supports for epoxy-coated bars.

The sixth paragraph (excluding the numbered list) is revised to read:

Precast concrete supports (or other accepted devices) shall be used to maintain the concrete coverage required by the Plans. The precast concrete supports shall:

Item number 2 of the sixth paragraph is revised to read:

2. Have a compressive strength equal to or greater than that of the concrete in which they are embedded.

The first sentence of the seventh paragraph is revised to read:

In slabs, each precast concrete support shall have either: (1) a grooved top that will hold the reinforcing bar in place, or (2) an embedded wire that protrudes and is tied to the reinforcing steel.

The eighth paragraph is revised to read:

Precast concrete supports may be accepted based on a Manufacturer’s Certificate of Compliance.

The ninth paragraph (excluding the numbered list) is revised to read:

In lieu of precast concrete supports, the Contractor may use metal or all-plastic supports to hold uncoated bars. Any surface of a metal support that will not be covered by at least ½ inch of concrete shall be one of the following:

The tenth paragraph is revised to read:

In lieu of precast concrete supports, epoxy-coated reinforcing bars may be supported by one of the following:

1. Metal supports coated entirely with a dielectric material such as epoxy or plastic,

2. Other epoxy-coated reinforcing bars, or

3. All-plastic supports.

The following new paragraph is inserted after the tenth paragraph:

Damaged coatings on metal bar supports shall be repaired prior to placing concrete.

The twelfth paragraph (after the preceding Amendment is applied) is revised to read:

All-plastic supports shall be lightweight, non-porous, and chemically inert in concrete. All-plastic supports shall have rounded seatings, shall not deform under load during normal temperatures, and shall not shatter or crack under impact loading in cold weather. All-plastic supports shall be placed at spacings greater than 1 foot along the bar and shall have at least 25 percent of their gross place area perforated to compensate for the difference in the coefficient of thermal expansion between plastic and concrete. The shape and configuration of all-plastic supports shall permit complete concrete consolidation in and around the support.

The thirteenth paragraph (after the preceding Amendment is applied) is revised to read:

A “mat” is two adjacent and perpendicular layers of reinforcing steel. In bridge decks, top and bottom mats shall be supported adequately enough to hold both in their proper positions. If bar supports directly support, or are directly supported on No. 4 bars, they shall be spaced at not more than 3-foot intervals (or not more than 4-foot intervals for bars No. 5 and larger). Wire ties to girder stirrups shall not be considered as supports. To provide a rigid mat, the Contractor shall add other supports and tie wires to the top mat as needed.

6-02.3(28)D Contractors Control Strength

In the first paragraph, “WSDOT FOP for AASHTO T 23” is revised to read “FOP for AASHTO T 23”.

6-05.AP6
Section 6-05, Piling
January 2, 2018

6-05.3(9)A Pile Driving Equipment Approval

The fourth sentence of the second paragraph is revised to read:

For prestressed concrete piles, the allowable driving stress in kips per square inch shall be $0.095 \cdot \sqrt{f'_c}$ plus prestress in tension, and $0.85f'_c$ minus prestress in compression, where f'_c is the concrete compressive strength in kips per square inch.

6-07.AP6
Section 6-07, Painting
January 2, 2018

6-07.3(6)A Paint Containers
In item number 2 of the first paragraph, “Federal Standard 595” is revised to read “SAE AMS Standard 595”.

6-08.AP6
Section 6-08, Bituminous Surfacing on Structure Decks
January 2, 2018

6-08.3(7)A Concrete Deck Preparation
The first sentence of the first paragraph is revised to read:

> The Contractor, with the Engineer, shall inspect the exposed concrete deck to establish the extent of bridge deck repair in accordance with Section 6-09.3(6).

6-09.AP6
Section 6-09, Modified Concrete Overlays
January 2, 2018

6-09.3 Construction Requirements
This section is supplemented with the following new subsection:

6-09.3(15) Sealing and Texturing Concrete Overlay
After the requirements for checking for bond have been met, all joints and visible cracks shall be filled and sealed with a high molecular weight methacrylate resin (HMWM). The Contractor may use compressed air to accelerate drying of the deck surface for crack identification and sealing. Cracks 1⁄16 inch and greater in width shall receive two applications of HMWM. Immediately following the application of HMWM, the wetted surface shall be coated with sand for abrasive finish.

After all cracks have been filled and sealed and the HMWM resin has cured, the concrete overlay surface shall receive a longitudinally sawn texture in accordance with Section 6-02.3(10)D5.

Traffic shall not be permitted on the finished concrete until it has reached a minimum compressive strength of 3,000 psi as verified by rebound number determined in accordance with ASTM C805 and the longitudinally sawn texture is completed.

6-09.3(1)B Rotary Milling Machines
This section is revised to read:

> Rotary milling machines used to remove an upper layer of existing concrete overlay, when present, shall have a maximum operating weight of 50,000 pounds and conform to Section 6-08.3(5)B.

6-09.3(1)C Hydro-Demolition Machines

The first sentence of this section is revised to read:

> Hydro-demolition machines shall consist of filtering and pumping units operating in conjunction with a remote-controlled robotic device, using high-velocity water jets to remove sound concrete to the nominal scarification depth shown in the Plans with a single pass of the machine, and with the simultaneous removal of deteriorated concrete.

6-09.3(1)D Shot Blasting Machines

This section, including title, is revised to read:

> **6-09.3(1)D Vacant**

6-09.3(2) Submittals

Item number 1 and 2 are revised to read:

1. A Type 1 Working Drawing consisting of catalog cuts and operating parameters of the hydro-demolition machine selected by the Contractor for use in this project to scarify concrete surfaces.

2. A Type 1 Working Drawing consisting of catalog cuts, operating parameters, axle loads, and axle spacing of the rotary milling machine (if used to remove an upper layer of existing concrete overlay when present).

The first sentence of item number 3 is revised to read:

> A Type 2 Working Drawing of the Runoff Water Disposal Plan.

6-09.3(5)A General

The first sentence of the fourth paragraph is revised to read:

> All areas of the deck that are inaccessible to the selected scarifying machine shall be scarified to remove the concrete surface matrix to a maximum nominal scarification depth shown in the Plans by a method acceptable to the Engineer.

This section is supplemented with the following:

> Concrete process water generated by scarifying concrete surface and removing existing concrete overlay operations shall be contained, collected, and disposed of in accordance with Section 5-01.3(11) and Section 6-09.3(5)C, and the Section 6-09.3(2) Runoff Water Disposal Plan.

6-09.3(5)B Testing of Hydro-Demolition and Shot Blasting Machines

This section's title is revised to read:

> **Testing of Hydro-Demolition Machines**

The second paragraph is revised to read:

In the “sound” area of concrete, the equipment shall be programmed to remove concrete to the nominal scarification depth shown in the Plans with a single pass of the machine.

6-09.3(5)D Shot Blasting

This section, including title, is revised to read:

6-09.3(5)D Vacant

6-09.3(5)E Rotomilling

This section, including title, is revised to read:

6-09.3(5)E Removing Existing Concrete Overlay Layer by Rotomilling
When the Contractor elects to remove the upper layer of existing concrete overlay, when present, by rotomilling prior to final scarifying, the entire concrete surface of the bridge deck shall be milled to remove the surface matrix to the depth specified in the Plans with a tolerance as specified in Section 6-08.3(5)B. The operating parameters of the rotary milling machine shall be monitored in order to prevent the unnecessary removal of concrete below the specified removal depth.

6-09.3(6) Further Deck Preparation

The first paragraph is revised to read::

Once the lane or strip being overlaid has been cleaned of debris from scarifying, the Contractor, with the Engineer, shall perform a visual inspection of the scarified surface. The Contractor shall mark those areas of the existing bridge deck that are authorized by the Engineer for further deck preparation by the Contractor.

Item number 4 of the second paragraph is deleted.

The first sentence of the third paragraph is deleted.

6-09.3(6)A Equipment for Further Deck Preparation

This section is revised to read:

Further deck preparation shall be performed using either power driven hand tools conforming to Section 6-09.3(1)A, or hydro-demolition machines conforming to Section 6-09.3(1)C.

6-09.3(6)B Deck Repair Preparation

The second paragraph is deleted.

The last sentence of the second paragraph (after the preceding Amendment is applied) is revised to read:

In no case shall the depth of a sawn vertical cut exceed ¾ inch or to the top of the top steel reinforcing bars, whichever is less.

The first sentence of the third to last paragraph is revised to read:

Where existing steel reinforcing bars inside deck repair areas show deterioration greater than 20-percent section loss, the Contractor shall furnish and place steel reinforcing bars alongside the deteriorated bars in accordance with the details shown in the Standard Plans.

The last paragraph is deleted.

6-09.3(7) Surface Preparation for Concrete Overlay

The first seven paragraphs are deleted and replaced with the following:

Following the completion of any required further deck preparation the entire lane or strip being overlaid shall be cleaned to be free from oil and grease, rust and other foreign material that may still be present. These materials shall be removed by detergent-cleaning or other method accepted by the Engineer followed by sandblasting.

After detergent cleaning and sandblasting is completed, the entire lane or strip being overlaid shall be swept clean in final preparation for placing concrete using either compressed air or vacuum machines.

Hand tool chipping, sandblasting and cleaning in areas adjacent to a lane or strip being cleaned in final preparation for placing concrete shall be discontinued when final preparation is begun. Scarifying and hand tool chipping shall remain suspended until the concrete has been placed and the requirement for curing time has been satisfied. Sandblasting and cleaning shall remain suspended for the first 24 hours of curing time after the completion of concrete placing.

Scarification, and removal of the upper layer of concrete overlay when present, may proceed during the final cleaning and overlay placement phases of the Work on adjacent portions of the Structure so long as the scarification and concrete overlay removal operations are confined to areas which are a minimum of 100 feet away from the defined limits of the final cleaning or overlay placement in progress. If the scarification and concrete overlay removal impedes or interferes in any way with the final cleaning or overlay placement as determined by the Engineer, the scarification and concrete overlay removal Work shall be terminated immediately and the scarification and concrete overlay removal equipment removed sufficiently away from the area being prepared or overlaid to eliminate the conflict. If the grade is such that water and contaminants from the scarification and concrete overlay removal operation will flow into the area being prepared or overlaid, the scarification and concrete overlay removal operation shall be terminated and shall remain suspended for the first 24 hours of curing time after the completion of concrete placement.

6-09.3(12) Finishing Concrete Overlay

The third paragraph is deleted.

The last paragraph is deleted.

6-09.3(13) Curing Concrete Overlay

The first sentence of the first paragraph is revised to read:

As the finishing operation progresses, the concrete shall be immediately covered with a single layer of clean, new or used, wet burlap.

The last sentence of the second paragraph is deleted.

The following two new paragraphs are inserted after the second paragraph:

> As an alternative to the application of burlap and fog spraying described above, the Contractor may propose a curing system using proprietary curing blankets specifically manufactured for bridge deck curing. The Contractor shall submit a Type 2 Working Drawing consisting of details of the proprietary curing blanket system, including product literature and details of how the system is to be installed and maintained.
>
> The wet curing regimen as described shall remain in place for a minimum of 42-hours.

The last paragraph is deleted.

6-09.3(14) Checking for Bond

The first sentence of the first paragraph is revised to read:

> After the requirements for curing have been met, the entire overlaid surface shall be sounded by the Contractor, in a manner accepted by and in the presence of the Engineer, to ensure total bond of the concrete to the bridge deck.

The last sentence of the first paragraph is deleted.

The second paragraph is deleted.

6-18.AP6
Section 6-18, Shotcrete Facing
January 2, 2018

6-18.3(3) Testing

In the last sentence of the first paragraph, “AASHTO T 24” is revised to read “ASTM C1604”.

6-18.3(3)B Production Testing

In the last sentence, “AASHTO T 24” is revised to read “ASTM C1604”.

6-18.3(4) Qualifications of Contractor’s Personnel

In the last sentence of the second paragraph, “AASHTO T 24” is revised to read “ASTM C1604”.

6-19.AP6
Section 6-19, Shafts
January 2, 2018

6-19.3(3)C Conduct of Shaft Casing Installation and Removal and Shaft Excavation Operations

The first paragraph is supplemented with the following:

> In no case shall shaft excavation and casing placement extend below the bottom of shaft excavation as shown in the Plans.

6-19.3(6)E Thermal Wire and Thermal Access Point (TAPS)

The third sentence of the third paragraph is revised to read:

> The thermal wire shall extend from the bottom of the reinforcement cage to the top of the shaft, with a minimum of 5-feet of slack wire provided above the top of shaft.

The following new sentence is inserted after the third sentence of the third paragraph:

> All thermal wires in a shaft shall be equal lengths.

7-02.AP7
Section 7-02, Culverts
January 2, 2018

7-02.3(6)A4 Excavation and Bedding Preparation

The first sentence of the third paragraph is revised to read:

> The bedding course shall be a 6-inch minimum thickness layer of culvert bedding material, defined as granular material either conforming to Section 9-03.12(3) or to AASHTO Grading No. 57 as specified in Section 9-03.1(4)C.

8-01.AP8
Section 8-01, Erosion Control and Water Pollution Control
January 11, 2018

8-01.1 Description

This section is revised to read:

This Work consists of furnishing, installing, maintaining, removing and disposing of best management practices (BMPs), as defined in the Washington Administrative Code (WAC) 173-201A, to manage erosion and water quality in accordance with these Specifications and as shown in the Plans or as designated by the Engineer.

The Contracting Agency may have a National Pollution Discharge Elimination System Construction Stormwater General Permit (CSWGP) as identified in the Contract Special Provisions. The Contracting Agency may or may not transfer coverage of the CSWGP to the Contractor when a CSWGP has been obtained. The Contracting Agency may not have a CSWGP for the project but may have another water quality related permit as identified in the Contract Special Provisions or the Contracting Agency may not have water quality related permits but the project is subject to applicable laws for the Work. Section 8-01 covers all of these conditions.

8-01.2 Materials

The first paragraph is revised to read:

Materials shall meet the requirements of the following sections:

Corrugated Polyethylene Drain Pipe	9.05.1(6)
Quarry Spalls	9-13
Erosion Control and Roadside Planting	9-14
Construction Geotextile	9-33

8-01.3(1) General

This section is revised to read:

Adaptive management shall be employed throughout the duration of the project for the implementation of erosion and water pollution control permit requirements for the current condition of the project site. The adaptive management includes the selection and utilization of BMPs, scheduling of activities, prohibiting unacceptable practices, implementing maintenance procedures, and other managerial practices that when used singularly or in combination, prevent or reduce the release of pollutants to waters of the State. The adaptive management shall use the means and methods identified in this section and means and methods identified in the Washington State Department of Transportation's Temporary Erosion and Sediment Control Manual or the Washington State Department of Ecology's Stormwater Management Manuals for construction stormwater.

The Contractor shall install a high visibility fence along the site preservation lines shown in the Plans or as instructed by the Engineer.

Throughout the life of the project, the Contractor shall preserve and protect the delineated preservation area, acting immediately to repair or restore any fencing damaged or removed.

All discharges to surface waters shall comply with surface water quality standards as defined in Washington Administrative Code (WAC) Chapter 173-201A. All discharges to the ground shall comply with groundwater quality standards WAC Chapter 173-200.

The Contractor shall comply with the CSWGP when the project is covered by the CSWGP. Temporary Work, at a minimum, shall include the implementation of:

1. Sediment control measures prior to ground disturbing activities to ensure all discharges from construction areas receive treatment prior to discharging from the site.

2. Flow control measures to prevent erosive flows from developing.

3. Water management strategies and pollution prevention measures to prevent contamination of waters that will be discharged to surface waters or the ground.

4. Erosion control measures to stabilize erodible earth not being worked.

5. Maintenance of BMPs to ensure continued compliant performance.

6. Immediate corrective action if evidence suggests construction activity is not in compliance. Evidence includes sampling data, olfactory or visual evidence such as the presence of suspended sediment, turbidity, discoloration, or oil sheen in discharges.

To the degree possible, the Contractor shall coordinate this temporary Work with permanent drainage and erosion control Work the Contract requires.

Clearing, grubbing, excavation, borrow, or fill within the Right of Way shall never expose more erodible earth than as listed below:

Western Washington (West of the Cascade Mountain Crest)	
May 1 through September 30	17 Acres
October 1 through April 30	5 Acres

Eastern Washington (East of the Cascade Mountain Crest)	
April 1 through October 31	17 Acres
November 1 through March 31	5 Acres

The Engineer may increase or decrease the limits based on project conditions.

Erodible earth is defined as any surface where soils, grindings, or other materials may be capable of being displaced and transported by rain, wind, or surface water runoff.

Erodible earth not being worked, whether at final grade or not, shall be covered within the specified time period (see the table below), using BMPs for erosion control.

Western Washington (West of the Cascade Mountain Crest)	
October 1 through April 30	2 days maximum
May 1 to September 30	7 days maximum

Eastern Washington (East of the Cascade Mountain Crest)	
October 1 through June 30	5 days maximum
November 1 through March 31	10 days maximum

When applicable, the Contractor shall be responsible for all Work required for compliance with the CSWGP including annual permit fees.

If the Engineer, under Section 1-08.6, orders the Work suspended, the Contractor shall continue to comply with this division during the suspension.

Nothing in this Section shall relieve the Contractor from complying with other Contract requirements.

8-01.3(1)A Submittals

This section's content is deleted.

This section is supplemented with the following new subsection:

8-01.3(1)A1 Temporary Erosion and Sediment Control

A Temporary Erosion and Sediment Control (TESC) plan consists of a narrative section and plan sheets that meets the Washington State Department of Ecology's Stormwater Pollution Prevention Plan (SWPPP) requirement in the CSWGP. Abbreviated TESC plans are used on small projects that disturb soil and have the potential to discharge but are not covered by the CSWGP. The contract uses the term "TESC plan" to describe both TESC plans and abbreviated TESC plans. When the Contracting Agency has developed a TESC plan for a Contract, the narrative is included in the appendix to the Special Provisions and the TESC plan sheets are included in the Contract Plans. The Contracting Agency TESC plan will not include off-site areas used to directly support construction activity.

The Contractor shall either adopt the TESC Plan in the Contract or develop a new TESC Plan. If the Contractor adopts the Contracting Agency TESC Plan, the Contractor shall modify the TESC Plan to meet the Contractor's schedule, method of construction, and to include off-site areas that will be used to directly support construction activity such as equipment staging yards, material storage areas, or borrow areas. Contractor TESC Plans shall include all high visibility fence delineation shown on the Contracting Agency Contract Plans. All TESC Plans shall meet the requirements of the current edition of the WSDOT Temporary Erosion and Sediment Control Manual M 3109 and be adaptively managed as needed throughout construction based on site inspections and discharge samples to maintain compliance with the CSWGP. The Contractor shall develop a schedule for implementation of the TESC work and incorporate it into the Contractor's progress schedule.

The Contractor shall submit their TESC Plan (either the adopted plan or new plan) and implementation schedule as Type 2 Working Drawings. At the request of the Engineer, updated TESC Plans shall be submitted as Type 1 Working Drawings.

8-01.3(1)B Erosion and Sediment Control (ESC) Lead

This section is revised to read:

The Contractor shall identify the ESC Lead at the preconstruction discussions and in the TESC Plan. The ESC Lead shall have, for the life of the Contract, a current Certificate of Training in Construction Site Erosion and Sediment Control from a course approved by the Washington State Department of Ecology. The ESC Lead must be onsite or on call at all times throughout construction. The ESC Lead shall be listed on the Emergency Contact List required under Section 1-05.13(1).

The ESC Lead shall implement the TESC Plan. Implementation shall include, but is not limited to:

1. Installing, adaptively managing, and maintaining temporary erosion and sediment control BMPs to assure continued performance of their intended function. Damaged or inadequate BMPs shall be corrected immediately.

2. Updating the TESC Plan to reflect current field conditions.

3. Discharge sampling and submitting Discharge Monitoring Reports (DMRs) to the Washington State Department of Ecology in accordance with the CSWGP.

4. Develop and maintain the Site Log Book as defined in the CSWGP. When the Site Log Book or portion thereof is electronically developed, the electronic documentation must be accessible onsite. As a part of the Site Log Book, the Contractor shall develop and maintain a tracking table to show that identified TESC compliance issues are fully resolved within 10 calendar days. The table shall include the date an issue was identified, a description of how it was resolved, and the date the issue was fully resolved.

The ESC Lead shall also inspect all areas disturbed by construction activities, all on-site erosion and sediment control BMPs, and all stormwater discharge points at least once every calendar week and within 24-hours of runoff events in which stormwater discharges from the site. Inspections of temporarily stabilized, inactive sites may be reduced to once every calendar month. The Washington State Department of Ecology's Erosion and Sediment Control Site Inspection Form, located at http://www.ecy.wa.gov/programs/wq/stormwater/construction/InspectionForm.docx, shall be completed for each inspection and a copy shall be submitted to the Engineer no later than the end of the next working day following the inspection.

8-01.3(1)C Water Management

This section is supplemented with the following new subsections:

8-01.3(1)C5 Water Management for In-Water Work Below Ordinary High Water Mark (OHWM)
Work over surface waters of the state (defined in WAC 173-201A-010) or below the OHWM (defined in RCW 90.58.030) must comply with water quality standards for surface waters of the state of Washington.

8-01.3(1)C6 Environmentally Acceptable Hydraulic Fluid
All equipment containing hydraulic fluid that operates over surface waters of the state or below the OHWM, shall be equipped with an environmentally acceptable hydraulic fluid. The fluid shall meet specific requirements for biodegradability, aquatic toxicity, and bioaccumulation in accordance with the United States Environmental Protection Agency (EPA) publication EPA800-R-11-002. Acceptance shall be in accordance with Section 1-06.3, Manufacturer's Certification of Compliance.

The designation of environmentally acceptable hydraulic fluid does not mean fluid spills are acceptable. The Contractor shall respond to spills to land or water in accordance with the Contract.

8-01.3(1)C7 Turbidity Curtain
All Work for the turbidity curtain shall be in accordance with the manufacturer's recommendations for the site conditions. Removal procedures shall be developed and used to minimize silt release and disturbance of silt. The Contractor shall submit a Type 2 Working Drawing, detailing product information, installation and removal procedures, equipment and workforce needs, maintenance plans, and emergency repair/replacement plans.

Turbidity curtain materials, installation, and maintenance shall be sufficient to comply with water quality standards.

The Contractor shall notify the Engineer 10 days in advance of removing the turbidity curtain. All components of the turbidity curtain shall be removed from the project.

8-01.3(1)C1 Disposal of Dewatering Water
This section is revised to read:

When uncontaminated groundwater is encountered in an excavation on a project it may be infiltrated within vegetated areas of the right of way not designated as Sensitive Areas or incorporated into an existing stormwater conveyance system at a rate that will not cause erosion or flooding in any receiving surface water.

Alternatively, the Contractor may pursue independent disposal and treatment alternatives that do not use the stormwater conveyance system provided it is in compliance with the applicable WACs and permits.

8-01.3(1)C2 Process Wastewater
This section is revised to read:

Wastewater generated on-site as a byproduct of a construction process shall not be discharged to surface waters of the State. Some sources of process wastewater may be infiltrated in accordance with the CSWGP with concurrence from the Engineer. Some

sources of process wastewater may be disposed via independent disposal and treatment alternatives in compliance with the applicable WACs and permits.

8-01.3(1)C3 Shaft Drilling Slurry Wastewater

This section is revised to read:

Wastewater generated on-site during shaft drilling activity shall be managed and disposed of in accordance with the requirements below. No shaft drilling slurry wastewater shall be discharged to surface waters of the State. Neither the sediment nor liquid portions of the shaft drilling slurry wastewater shall be contaminated, as detectable by visible or olfactory indication (e.g., chemical sheen or smell).

1. Water-only shaft drilling slurry or water slurry with approved flocculants may be infiltrated on-site. Flocculants used shall meet the requirements of Section 9-14.5(1) or shall be chitosan products listed as General Use Level Designation (GULD) on the Washington State Department of Ecology's stormwater treatment technologies webpage for construction treatment. Infiltration is permitted if the following requirements are met:

    a. Wastewater shall have a pH of 6.5 – 8.5 prior to discharge.

    b. The amount of flocculant added to the slurry shall be kept to the minimum needed to adequately settle out solids. The flocculant shall be thoroughly mixed into the slurry.

    c. The slurry removed from the shaft shall be contained in a leak proof cell or tank for a minimum of 3 hours.

    d. The infiltration rate shall be reduced if needed to prevent wastewater from leaving the infiltration location. The infiltration site shall be monitored regularly during infiltration activity. All wastewater discharged to the ground shall fully infiltrate and discharges shall stop before the end of each work day.

    e. Drilling spoils and settled sediments remaining in the containment cell or tank shall be disposed of in accordance with Section 6-19.3(4)F.

    f. Infiltration locations shall be in upland areas at least 150 feet away from surface waters, wells, on-site sewage systems, aquifer sensitive recharge areas, sole source aquifers, well head protection areas, and shall be marked on the plan sheets before the infiltration activity begins.

    g. Prior to infiltration, the Contractor shall submit a Shaft Drilling Slurry Wastewater Management and Infiltration Plan as a Type 2 Working Drawing. This Plan shall be kept on-site, adapted if needed to meet the construction requirements, and updated to reflect what is being done in the field. The Working Drawing shall include, at a minimum, the following information:

        i. Plan sheet showing the proposed infiltration location and all surface waters, wells, on-site sewage systems, aquifer-sensitive recharge areas, sole source aquifers, and well-head protection areas within 150 feet.

ii. The proposed elevation of soil surface receiving the wastewater for infiltration and the anticipated phreatic surface (i.e., saturated soil).

iii. The source of the water used to produce the slurry.

iv. The estimated total volume of wastewater to be infiltrated.

v. The approved flocculant to be used (if any).

vi. The controls or methods used to prevent surface wastewater runoff from leaving the infiltration location.

vii. The strategy for removing slurry wastewater from the shaft and containing the slurry wastewater once it has been removed from the shaft.

viii. The strategy for monitoring infiltration activity and adapting methods to ensure compliance.

ix. A contingency plan that can be implemented immediately if it becomes evident that the controls in place or methods being used are not adequate.

x. The strategy for cleaning up the infiltration location after the infiltration activity is done. Cleanup shall include stabilizing any loose sediment on the surface within the infiltration area generated as a byproduct of suspended solids in the infiltrated wastewater or soil disturbance associated with BMP placement and removal.

2. Shaft drilling mineral slurry, synthetic slurry, or slurry with polymer additives not approved for infiltration shall be contained and disposed of by the Contractor at an approved disposal facility in accordance with Section 2-03.3(7)C. Spoils that have come into contact with mineral slurry shall be disposed of in accordance with Section 6-19.3(4)F.

8-01.3(1)C4 Management of Off-Site Water

This section is revised to read:

Prior to clearing and grubbing, the Contractor shall intercept all sources of off-site surface water and overland flow that will run-on to the project. Off-site surface water run-on shall be diverted through or around the project in a way that does not introduce construction related pollution. It shall be diverted to its preconstruction discharge location in a manner that does not increase preconstruction flow rate and velocity and protects contiguous properties and waterways from erosion. The Contractor shall submit a Type 2 Working Drawing consisting of the method for performing this Work.

8-01.3(1)E Detention/Retention Pond Construction

This section is revised to read:

Whether permanent or temporary, ponds shall be constructed before beginning other grading and excavation Work in the area that drains into that pond. Detention/retention

ponds may be constructed concurrently with grading and excavation when allowed by the Engineer. Temporary conveyances shall be installed concurrently with grading in accordance with the TESC Plan so that newly graded areas drain to the pond as they are exposed.

8-01.3(2)F Dates for Application of Final Seed, Fertilizer, and Mulch

In the table, the second column heading is revised to read:

Eastern Washington[1]
(East of the Cascade Mountain Crest)

Footnote 1 in the table is revised to read:

Seeding may be allowed outside these dates when allowed or directed by the Engineer.

8-01.3(5) Plastic Covering

The first sentence of the first paragraph is revised to read:

Erosion Control – Plastic coverings used to temporarily cover stockpiled materials, slopes or bare soils shall be installed and maintained in a way that prevents water from intruding under the plastic and prevents the plastic cover from being damaged by wind.

8-01.3(7) Stabilized Construction Entrance

The first paragraph is revised to read:

Temporary stabilized construction entrance shall be constructed in accordance with the *Standard Plans*, prior to construction vehicles entering the roadway from locations that generate sediment track out on the roadway. Material used for stabilized construction entrance shall be free of extraneous materials that may cause or contribute to track out.

8-01.3(8) Street Cleaning

This section is revised to read:

Self-propelled pickup street sweepers shall be used to remove and collect dirt and other debris from the Roadway. The street sweeper shall effectively collect these materials and prevent them from being washed or blown off the Roadway or into waters of the State. Street sweepers shall not generate fugitive dust and shall be designed and operated in compliance with applicable air quality standards. Material collected by the street sweeper shall be disposed of in accordance with Section 2-03.3(7)C.

When allowed by the Engineer, power broom sweepers may be used in non-environmentally sensitive areas. The broom sweeper shall sweep dirt and other debris from the roadway into the work area. The swept material shall be prevented from entering or washing into waters of the State.

Street washing with water will require the concurrence of the Engineer.

8-01.3(12) Compost Socks

The first two sentences of the first paragraph are revised to read:

Compost socks are used to disperse flow and sediment. Compost socks shall be installed as soon as construction will allow but before flow conditions create erosive flows or discharges from the site. Compost socks shall be installed prior to any mulching or compost placement.

8-01.3(13) Temporary Curb

The second to last sentence of the second paragraph is revised to read:

Temporary curbs shall be a minimum of 4 inches in height.

8-01.3(14) Temporary Pipe Slope Drain

The third and fourth paragraphs are revised to read:

The pipe fittings shall be water tight and the pipe secured to the slope with metal posts, wood stakes, sand bags, or as allowed by the Engineer.

The water shall be discharged to a stabilized conveyance, sediment trap, stormwater pond, rock splash pad, or vegetated strip, in a manner to prevent erosion and maintain water quality compliance.

The last paragraph is deleted.

8-01.3(15) Maintenance

This section is revised to read:

Erosion and sediment control BMPs shall be maintained or adaptively managed as required by the CSWGP until the Engineer determines they are no longer needed. When deficiencies in functional performance are identified, the deficiencies shall be rectified immediately.

The BMPs shall be inspected on the schedule outlined in Section 8-01.3(1)B for damage and sediment deposits. Damage to or undercutting of BMPs shall be repaired immediately.

In areas where the Contractor's activities have compromised the erosion control functions of the existing grasses, the Contractor shall overseed at no additional cost to the Contracting Agency.

The quarry spalls of construction entrances shall be refreshed, replaced, or screened to maintain voids between the spalls for collecting mud and dirt.

Unless otherwise specified, when the depth of accumulated sediment and debris reaches approximately ⅓ the height of the BMP the deposits shall be removed. Debris or contaminated sediment shall be disposed of in accordance with Section 2-03.3(7)C. Clean sediments may be stabilized on-site using BMPs as allowed by the Engineer.

8-01.3(16) Removal

This section is revised to read:

The Contractor shall remove all temporary BMPs, all associated hardware and associated accumulated sediment deposition from the project limits prior to Physical Completion

unless otherwise allowed by the Engineer. When the temporary BMP materials are made of natural plant fibers unaltered by synthetic materials the Engineer may allow leaving the BMP in place.

The Contractor shall remove BMPs and associated hardware in a way that minimizes soil disturbance. The Contractor shall permanently stabilize all bare and disturbed soil after removal of BMPs. If the installation and use of the erosion control BMPs have compacted or otherwise rendered the soil inhospitable to plant growth, such as construction entrances, the Contractor shall take measures to rehabilitate the soil to facilitate plant growth. This may include, but is not limited to, ripping the soil, incorporating soil amendments, or seeding with the specified seed.

At the request of the Contractor and at the sole discretion of the Engineer the CSWGP may be transferred back to the Contracting Agency. Approval of the Transfer of Coverage request will require the following:

1. All other Work required for Contract Completion has been completed.

2. All Work required for compliance with the CSWGP has been completed to the maximum extent possible. This includes removal of BMPs that are no longer needed and the site has undergone all Stabilization identified for meeting the requirements of Final Stabilization in the CSWGP.

3. An Equitable Adjustment change order for the cost of Work that has not been completed by the Contractor.

4. Submittal of the Washington State Department of Ecology Transfer of Coverage form (Ecology form ECY 020-87a) to the Engineer.

If the Engineer approves the transfer of coverage back to the Contracting Agency, the requirement in Section 1-07.5(3) for the Contractor's submittal of the Notice of Termination form to the Washington State Department of Ecology will not apply.

8-01.4 Measurement

This section's content is deleted and replaced with the following new subsections:

8-01.4(1) Lump Sum Bid for Project (No Unit Items)

When the Bid Proposal contains the item "Erosion Control and Water Pollution Prevention" there will be no measurement of unit or force account items for Work defined in Section 8-01 except as described in Sections 8-01.4(3) and 8-01.4(4). Also, except as described in Section 8-01.4(3), all of Sections 8-01.4(2) and 8-01.5(2) are deleted.

8-01.4(2) Item Bids

When the Proposal does not contain the items "Erosion Control and Water Pollution Prevention", Section 8-01.4(1) and 8-01.5(1) are deleted and the Bid Proposal will contain some or all of the following items measured as noted.

ESC lead will be measured per day for each day that an inspection is made and a report is filed.

Biodegradable erosion control blanket and plastic covering will be measured by the square yard along the ground slope line of surface area covered and accepted.

Turbidity curtains will be measured by the linear foot along the ground line of the installed curtain.

Check dams will be measured per linear foot one time only along the ground line of the completed check dam. No additional measurement will be made for check dams that are required to be rehabilitated or replaced due to wear.

Stabilized construction entrances will be measured by the square yard by ground slope measurement for each entrance constructed.

Tire wash facilities will be measured per each for each tire wash installed.

Street cleaning will be measured by the hour for the actual time spent cleaning pavement, refilling with water, dumping and transport to and from cleaning locations within the project limits, as authorized by the Engineer. Time to mobilize the equipment to or from the project limits on which street cleaning is required will not be measured.

Inlet protections will be measured per each for each initial installation at a drainage structure.

Silt fence, gravel filter, compost berms, and wood chip berms will be measured by the linear foot along the ground line of the completed barrier.

Wattles and compost socks will be measured by the linear foot.

Temporary curbs will be measured by the linear foot along the ground line of the completed installation.

Temporary pipe slope drains will be measured by the linear foot along the flow line of the pipe.

Coir logs will be measured by the linear foot along the ground line of the completed installation.

Outlet protections will be measured per each initial installation at an outlet location.

Tackifiers will be measure by the acre by ground slope measurement.

8-01.4(3) Reinstating Unit Items with Lump Sum Erosion Control and Water Pollution Prevention

The Contract Provisions may establish the project as lump sum, in accordance with Section 8-01.4(1) and also include one or more of the items included above in Section 8-01.4(2). When that occurs, the corresponding measurement provision in Section 8-01.4(2) is not deleted and the Work under that item will be measured as specified.

8-01.4(4) Items not included with Lump Sum Erosion Control and Water Pollution Prevention

Compost blanket will be measured by the square yard by ground slope surface area covered and accepted.

Mulching will be measured by the acre by ground slope surface area covered and accepted.

Seeding, fertilizing, liming, mulching, and mowing, will be measured by the acre by ground slope measurement.

Seeding and fertilizing by hand will be measured by the square yard by ground slope measurement. No adjustment in area size will be made for the vegetation free zone around each plant.

Fencing will be measured by the linear foot along the ground line of the completed fence.

8-01.5 Payment

This section's content is deleted and replaced with the following new subsections:

8-01.5(1) Lump Sum Bid for Project (No Unit Items)

Payment will be made for the following Bid item when it is included in the Proposal:

"Erosion Control and Water Pollution Prevention", lump sum.

The lump sum Contract price for "Erosion Control and Water Pollution Prevention" shall be full pay to perform the Work as described in Section 8-01 except for costs compensated by Bid Proposal items inserted through Contract Provisions as described in Section 8-01.4(2). Progress payments for the lump sum item "Erosion Control and Water Pollution Prevention" will be made as follows:

1. The Contracting Agency will pay 15 percent of the bid amount for the initial set up for the item. Initial set up includes the following:

    a. Acceptance of the TESC Plan provided by the Contracting Agency or submittal of a new TESC Plan,

    b. Submittal of a schedule for the installation of the BMPs, and

    c. Identifying water quality sampling locations.

2. 70 percent of the bid amount will be paid in accordance with Section 1-09.9.

3. Once the project is physically complete and copies of the all reports submitted to the Washington State Department of Ecology have been submitted to the Engineer, and, if applicable, transference of the CSWGP back to the Contracting Agency is complete, the remaining 15 percent of the bid amount shall be paid in accordance with Section 1-09.9.

8-01.5(2) Item Bids

"ESC Lead", per day.

“Turbidity Curtain”, per linear foot.

“Biodegradable Erosion Control Blanket”, per square yard.

“Plastic Covering”, per square yard.

“Check Dam”, per linear foot.

“Inlet Protection”, per each.

“Gravel Filter Berm”, per linear foot.

“Stabilized Construction Entrance”, per square yard.

“Street Cleaning”, per hour.

“Silt Fence”, per linear foot.

“Wood Chip Berm”, per linear foot.

“Compost Berm”, per linear foot.

“Wattle”, per linear foot.

“Compost Sock”, per linear foot.

“Coir Log”, per linear foot.

“Temporary Curb”, per linear foot.

“Temporary Pipe Slope Drain”, per linear foot.

“Temporary Seeding”, per acre.

“Outlet Protection”, per each.

“Tackifier”, per acre.

“Erosion/Water Pollution Control”, by force account as provided in Section 1-09.6.

Maintenance and removal of erosion and water pollution control devices including removal and disposal of sediment, stabilization and rehabilitation of soil disturbed by these activities, and any additional Work deemed necessary by the Engineer to control erosion and water pollution will be paid by force account in accordance with Section 1-09.6.

To provide a common Proposal for all Bidders, the Contracting Agency has entered an amount in the Proposal to become a part of the Contractor’s total Bid.

8-01.5(3) Reinstating Unit Items with Lump Sum Erosion Control and Water Pollution Prevention
The Contract may establish the project as lump sum, in accordance with Section 8-01.4(1) and also reinstate the measurement of one or more of the items described in Section 8-01.4(2), except for Erosion/Water Pollution Control, by force account. When that occurs, the corresponding payment provision in Section 8-01.5(2) is not deleted and the Work under that item will be paid as specified.

8-01.5(4) Items not included with Lump Sum Erosion Control and Water Pollution Prevention
Payment will be made for each of the following Bid items when they are included in the Proposal:

"Compost Blanket", per square yard.

"Mulching", per acre

"Mulching with PAM", per acre

"Mulching with Short-Term Mulch", per acre.

"Mulching with Moderate-Term Mulch", per acre.

"Mulching with Long-Term Mulch", per acre.

"Seeding, Fertilizing and Mulching", per acre.

"Seeding and Fertilizing", per acre.

"Seeding and Fertilizing by Hand", per square yard.

"Second Application of Fertilizer", per acre.

"Liming", per acre.

"Mowing", per acre.

"Seeding and Mulching", per acre.

"High Visibility Fence", per linear foot.

8-02.AP8
Section 8-02, Roadside Restoration
January 2, 2018

8-02.2 Materials
The reference to the material "Soil" is revised to read "Topsoil".

8-02.5 Payment
The following new paragraph is inserted following the Bid item "Plant Selection ___", per each:

The unit Contract price for “Plant Selection ___”, per each shall be full pay for all Work to perform the work as specified within the planting area prior to planting for weed control, planting area preparation and installation of plants with initial watering.

The paragraph following the Bid item “PSIPE ___”, per each is revised to read:

The unit Contract price for “PSIPE ___”, per each, shall be full pay for all Work to perform the work as specified within the planting area for weed control and planting area preparation, planting, cleanup, and water necessary to complete planting operations as specified to the end of first year plant establishment.

8-04.AP8
Section 8-04, Curbs, Gutters, and Spillways
January 2, 2018

8-04.3(1) Cement Concrete Curbs, Gutters, and Spillways

The first paragraph is supplemented with the following:

Roundabout truck apron cement concrete curb and gutter shall be constructed with air entrained concrete Class 4000 conforming to the requirements of Section 6-02.

8-14.AP8
Section 8-14, Cement Concrete Sidewalks
January 2, 2018

8-14.2 Materials

In the second paragraph, each reference to “Federal Standard 595” is revised to read “SAE AMS Standard 595”.

8-20.AP8
Section 8-20, Illumination, Traffic Signal Systems, Intelligent Transportation Systems, and Electrical
January 2, 2018

8-20.1(1) Regulations and Code

The last paragraph is revised to read:

Persons performing electrical Work shall be certified in accordance with and supervised as required by RCW 19.28.161. Proof of certification shall be worn at all times in accordance with WAC 296-46B-942. Persons failing to meet these certification requirements may not perform any electrical work, and shall stop any active electrical work, until their certification is provided and worn in accordance with this Section.

8-20.3(4) Foundations

The second sentence of the first paragraph is revised to read:

Concrete for Type II, III, IV, V, and CCTV signal standards and light standard foundations shall be Class 4000P and does not require air entrainment.

8-20.3(5)A General

The last two sentences of the last paragraph is deleted.

This section is supplemented with the following:

> All conduits shall include a pull tape with the equipment grounding conductor. The pull tape shall be attached to the conduit near the end bell or grounded end bushing, or to duct plugs or caps if present, at both ends of the conduit.

8-20.3(8) Wiring

The seventeenth paragraph is supplemented with the following:

> Pulling tape shall meet the requirements of Section 9-29.1(10). Pull string may not be used.

8-21.AP8
Section 8-21, Permanent Signing
January 2, 2018

8-21.3(9)F Foundations

Item number 3 of the twelfth paragraph is supplemented with the following new sentence:

> Class 4000P concrete for roadside sign structures does not require air entrainment.

9-02.AP9
Section 9-02, Bituminous Materials
January 2, 2018

9-02.1 Asphalt Material, General

The second paragraph is revised to read:

> The Asphalt Supplier of Performance Graded (PG) asphalt binder and emulsified asphalt shall have a Quality Control Plan (QCP) in accordance with WSDOT QC 2 "Standard Practice for Asphalt Suppliers That Certify Performance Graded and Emulsified Asphalts". The Asphalt Supplier's QCP shall be submitted and receive the acceptance of the WSDOT State Materials Laboratory. Once accepted, any change to the QCP will require a new QCP to be submitted for acceptance. The Asphalt Supplier of PG asphalt binder and emulsified asphalt shall certify through the Bill of Lading that the PG asphalt binder or emulsified asphalt meets the Specification requirements of the Contract.

9-02.1(4) Performance Graded Asphalt Binder (PGAB)

This section's title is revised to read:

> **Performance Graded (PG) Asphalt Binder**

The first paragraph is revised to read:

> PG asphalt binder meeting the requirements of AASHTO M 332 Table 1 of the grades specified in the Contract shall be used in the production of HMA. For HMA with greater than 20 percent RAP by total weight of HMA, or any amount of RAS, the new asphalt binder, recycling agent and recovered asphalt (RAP and/or RAS) when blended in the proportions of the mix design shall meet the PG asphalt binder requirements of AASHTO M 332 Table 1 for the grade of asphalt binder specified by the Contract.

The second paragraph, including the table, is revised to read:

> In addition to AASHTO M 332 Table 1 specification requirements, PG asphalt binders shall meet the following requirements:

		Additional Requirements by Performance Grade (PG) Asphalt Binders			
Property	**Test Method**	**PG58H-22**	**PG58V-22**	**PG64H-28**	**PG64V-28**
RTFO Residue: Average Percent Recovery @ 3.2 kPa	AASHTO T 350[1]		30% Min.	25% Min.	30% Min.
[1]Specimen conditioned in accordance with AASHTO T 240 – RTFO.					

The third paragraph is revised to read:

The RTFO J_{nrdiff} and the PAV direct tension specifications of AASHTO M 332 are not required.

9-02.1(6) Cationic Emulsified Asphalt

This section is revised to read:

Cationic Emulsified Asphalt meeting the requirements of AASHTO M 208 Table 1 of the grades specified in the Contract shall be used.

9-02.5 Warm Mix Asphalt (WMA) Additive

This section, including title, is revised to read:

9-02.5 HMA Additive

Additives for HMA shall be approved by the Engineer.

9-03.AP9
Section 9-03, Aggregates
January 2, 2018

9-03.1(1) General Requirements

The second paragraph (up until the colon) is revised to read:

Aggregates for Portland Cement Concrete shall meet the following test requirements:

9-03.1(5)B Grading

In the last paragraph, “WSDOT FOP for WAQTC/AASHTO T 27/T 11” is revised to read “FOP for WAQTC/AASHTO T 27/T 11”.

9-03.4(1) General Requirements

The first paragraph (up until the colon) is revised to read:

Aggregate for bituminous surface treatment shall be manufactured from ledge rock, talus, or gravel, in accordance with Section 3-01. Aggregates for Bituminous Surface Treatment shall meet the following test requirements:

9-03.8(1) General Requirements

The first paragraph (up until the colon) is revised to read:

Aggregates for Hot Mix Asphalt shall meet the following test requirements:

9-03.8(7) HMA Tolerances and Adjustments

In the table in item number 1, the fifth row is revised to read:

Asphalt binder	-0.4% to 0.5%		±0.7%

In the table in item number 1, the following new row is inserted before the last row:

Voids in Mineral Aggregate, VMA	-1.5%		

9-03.9(1) Ballast
The second paragraph (up until the colon) is revised to read:

Aggregates for ballast shall meet the following test requirements:

9-04.AP9
Section 9-04, Joint and Crack Sealing Materials
January 2, 2018

9-04.1(2) Premolded Joint Filler for Expansion Joints
In this section, each reference to “AASHTO T 42” is revised to read “ASTM D 545”.

9-04.2(1)A1 Hot Poured Sealant for Cement Concrete Pavement
This section is supplemented with the following:

Hot poured sealant for cement concrete pavement is acceptable for installations in joints where cement concrete pavement abuts a bituminous pavement.

9-04.2(1)A2 Hot Poured Sealant for Bituminous Pavement
This section is supplemented with the following:

Hot poured sealant for bituminous pavement is acceptable for installations in joints where cement concrete pavement abuts a bituminous pavement.

9-06.AP9
Section 9-06, Structural Steel and Related Materials
January 2, 2018

9-06.5 Bolts
This section’s title is revised to read:

Bolts and Rods

9-06.5(4) Anchor Bolts
This section, including title, is revised to read:

9-06.5(4) Anchor Bolts and Anchor Rods
Anchor bolts and anchor rods shall meet the requirements of ASTM F1554 and, unless otherwise specified, shall be Grade 105 and shall conform to Supplemental Requirements S2, S3, and S4.

Nuts for ASTM F1554 Grade 105 black anchor bolts and anchor rods shall conform to ASTM A563, Grade D or DH. Nuts for ASTM F1554 Grade 105 galvanized anchor bolts and anchor rods shall conform to either ASTM A563, Grade DH, or AASHTO M292, Grade 2H, and shall conform to the overtapping, lubrication, and rotational testing requirements in Section 9-06.5(3). Nuts for ASTM F1554 Grade 36 or 55 black or galvanized anchor bolts and anchor rods shall conform to ASTM A563, Grade A or DH. Washers shall conform to ASTM F436.

The bolts and rods shall be tested by the manufacturer in accordance with the requirements of the pertinent Specification and as specified in these Specifications. Anchor bolts, anchor rods, nuts, and washers shall be inspected prior to shipping to the project site. The Contractor shall submit to the Engineer for acceptance a Manufacturer's Certificate of Compliance for the anchor bolts, anchor rods, nuts, and washers, as defined in Section 1-06.3. If the Engineer deems it appropriate, the Contractor shall provide a sample of the anchor bolt, anchor rod, nut, and washer for testing.

All bolts, rods, nuts, and washers shall be marked and identified as required in the pertinent Specification.

9-06.18 Metal Bridge Railing

The second sentence of the first paragraph is revised to read:

Steel used for metal railings, when galvanized after fabrication in accordance with AASHTO M111, shall have a controlled silicon content of either 0.00 to 0.06 percent or 0.15 to 0.25 percent.

9-08.AP9
Section 9-08, Paints and Related Materials
January 2, 2018

9-08.1(2)K Orange Equipment Enamel

In the second sentence of the first paragraph, the reference to "Federal Standard 595" is revised to read "SAE AMS Standard 595".

9-08.1(8) Standard Colors

In the first paragraph, the reference to "Federal Standard 595" is revised to read "SAE AMS Standard 595".

9-13.AP9
Section 9-13, Riprap, Quarry Spalls, Slope Protection, and Rock for Erosion and Scour Protection and Rock Walls
January 2, 2018

9-13.1(1) General

The last paragraph is revised to read:

Riprap and quarry spalls shall be free from segregation, seams, cracks, and other defects tending to destroy its resistance to weather and shall meet the following test requirements:

9-13.7(1) Rock for Rock Walls and Chinking Material

The first paragraph (up until the colon) is revised to read:

Rock for rock walls and chinking material shall be hard, sound and durable material, free from seams, cracks, and other defects tending to destroy its resistance to weather, and shall meet the following test requirements:

9-14.AP9
Section 9-14, Erosion Control and Roadside Planting
January 2, 2018

9-14.4(2) Hydraulically Applied Erosion Control Products (HECPs)
In the second column of Table 1, “ASTM D 586” is revised to read “AASHTO T 267”.

In Table 1, the second to last row is deleted.

9-20.AP9
Section 9-20, Concrete Patching Material, Grout, and Mortar
January 2, 2018

9-20.5 Bridge Deck Repair Material
Item number 3 of the first paragraph is revised to read:

3. Permeability of less than 2,000 coulombs at 28-days or more in accordance with AASHTO T 277.

9-21.AP9
Section 9-21, Raised Pavement Markers (RPM)
January 2, 2018

9-21.2 Raised Pavement Markers Type 2
This section’s content is deleted.

9-21.2(1) Physical Properties
This section, including title, is revised to read:

9-21.2(1) Standard Raised Pavement Markers Type 2
The marker housing shall contain reflective faces as shown in the Plans to reflect incident light from either a single or opposite directions and meet the requirements of ASTM D 4280 including Flexural strength requirements.

9-21.2(2) Optical Requirements
This section, including title, is revised to read:

9-21.2(2) Abrasion Resistant Raised Markers Type 2
Abrasion Resistant Raised Markers Type 2 shall comply with Section 9-21.2(1) and meet the requirements of ASTM D 4280 with the following additional requirement: The coefficient of luminous intensity of the markers shall be measured after subjecting the entire lens surface to the test described in ASTM D 4280 Section 9.5 using a sand drop apparatus. After the exposure described above, retroreflected values shall not be less than 0.5 times a nominal unblemished sample.

9-21.2(3) Strength Requirements
This section is deleted in its entirety.

9-28.AP9
Section 9-28, Signing Materials and Fabrication
January 2, 2018

9-28.11 Hardware
The last paragraph is revised to read:

> All steel parts shall be galvanized in accordance with AASHTO M111. Steel bolts and related connecting hardware shall be galvanized in accordance with ASTM F 2329.

9-28.14(2) Steel Structures and Posts
The first sentence of the third paragraph is revised to read:

> Anchor rods for sign bridge and cantilever sign structure foundations shall conform to Section 9-06.5(4), including Supplemental Requirement S4 tested at -20°F.

In the second sentence of the fourth paragraph, “AASHTO M232” is revised to read “ASTM F 2329”.

The first sentence of the fifth paragraph is revised to read:

> Except as otherwise noted, steel used for sign structures and posts shall have a controlled silicon content of either 0.00 to 0.06 percent or 0.15 to 0.25 percent.

The last sentence of the last paragraph is revised to read:

> If such modifications are contemplated, the Contractor shall submit a Type 2 Working Drawing of the proposed modifications.

9-29.AP9
Section 9-29, Illumination, Signal, Electrical
January 2, 2018

9-29.1 Conduit, Innerduct, and Outerduct
This section is supplemented with the following new subsection:

9-29.1(10) Pull Tape
Pull tape shall be pre-lubricated polyester pulling tape. The pull tape shall have a minimum width of ½-inch and a minimum tensile strength of 500 pounds. Pull tape may have measurement marks.

9-29.2(2)A Standard Duty Cable Vaults and Pull Boxes
In the table in the last paragraph, the fourth, fifth and sixth rows are revised to read:

Slip Resistant Lid	ASTM A36 steel
Frame	ASTM A36 steel
Slip Resistant Frame	ASTM A36 steel

9-29.6 Light and Signal Standards
In the first sentence of the third paragraph, “AASHTO M232” is revised to read “ASTM F 2329”.

Item number 2 of the last paragraph is revised to read:

2. The steel light and signal standard fabricator's shop drawing submittal, including supporting design calculations, submitted as a Type 2E Working Drawing in accordance with Section 8-20.2(1) and the Special Provisions.

9-29.6(1) Steel Light and Signal Standards

In the second paragraph, "AASHTO M232" is revised to read "ASTM F 2329".

The first sentence of the last paragraph is revised to read:

Steel used for light and signal standards shall have a controlled silicon content of either 0.00 to 0.06 percent or 0.15 to 0.25 percent.

9-29.6(5) Foundation Hardware

In the last paragraph, "AASHTO M232" is revised to read "ASTM F 2329".

9-29.10(1) Conventional Roadway Luminaires

This section is revised to read:

All conventional roadway luminaires shall meet 3G vibration requirements as described in ANSI C136.31.

All luminaires shall have housings fabricated from aluminum. The housing shall be painted flat gray, SAE AMS Standard 595 color chip No. 26280, unless otherwise specified in the Contract. Painted housings shall withstand a 1,000 hour salt spray test as specified in ASTM B117.

Each housing shall include a four bolt slip-fitter mount capable of accepting a nominal 2" tenon and adjustable within +/- 5 degrees of the axis of the tenon. The clamping bracket(s) and the cap screws shall not bottom out on the housing bosses when adjusted within the +/- 5 degree range. No part of the slipfitter mounting brackets on the luminaires shall develop a permanent set in excess of 0.2 inch when the cap screws used for mounting are tightened to a torque of 32 foot-pounds. Each luminaire shall include leveling reference points for both transverse and longitudinal adjustment.

All luminaires shall include shorting caps when shipped. The caps shall be removed and provided to the Contracting Agency when an alternate control device is required to be installed in the photocell socket. House side shields shall be included when required by the Contract. Order codes shall be modified to the minimum extent necessary to include the option for house side shields.

This section is supplemented with the following new subsections:

9-29.10(1)A High Pressure Sodium (HPS) Conventional Roadway Luminaires

HPS conventional roadway luminaires shall meet the following requirements:

1. General shape shall be "cobrahead" style, with flat glass lens and full cutoff optics.

2. Light pattern distribution shall be IES Type III.

3. The reflector of all luminaires shall be of a snap-in design or secured with screws. The reflector shall be polished aluminum or prismatic borosilicate glass.

4. Flat lenses shall be formed from heat resistant, high-impact, molded borosilicate or tempered glass.

5. The lens shall be mounted in a doorframe assembly, which shall be hinged to the luminaire and secured in the closed position to the luminaire by means of an automatic latch. The lens and doorframe assembly, when closed, shall exert pressure against a gasket seat. The lens shall not allow any light output above 90 degrees nadir. Gaskets shall be composed of material capable of withstanding the temperatures involved and shall be securely held in place.

6. The ballast shall be mounted on a separate exterior door, which shall be hinged to the luminaire and secured in the closed position to the luminaire housing by means of an automatic type of latch (a combination hex/slot stainless steel screw fastener may supplement the automatic-type latch).

7. Each luminaire shall be capable of accepting a 150, 200, 250, 310, or 400 watt lamp complete and associated ballast. Lamps shall mount horizontally.

9-29.10(1)B Light Emitting Diode (LED) Conventional Roadway Luminaires

LED Conventional Roadway Luminaires are divided into classes based on their equivalent High Pressure Sodium (HPS) luminaires. Current classes are 200W, 250W, 310W, and 400W. LED luminaires are required to be pre-approved in order to verify their photometric output. To be considered for pre-approval, LED luminaires must meet the requirements of this section.

LED luminaires shall include a removable access door, with tool-less entry, for access to electronic components and the terminal block. The access door shall be removable, but include positive retention such that it can hang freely without disconnecting from the luminaire housing. LED drivers may be mounted either to the interior of the luminaire housing or to the removable door itself.

LED drivers shall be removable for user replacement. All internal modular components shall be connected by means of mechanical plug and socket type quick disconnects. Wire nuts may not be used for any purpose. All external electrical connections to the luminaire shall be made through the terminal block.

LED luminaires shall include a 7-pin NEMA photocell receptacle. The LED driver(s) shall be dimmable from ten volts to zero volts. LED output shall have a Correlated Color Temperature (CCT) of 4000K nominal (4000-4300K) and a Color Rendering Index (CRI) of 70 or greater. LED output shall be a minimum of 85% at 75,000 hours at 25 degrees Celsius.

LED luminaires shall be available for 120V, 240V, and 480V supply voltages. Voltages refer to the supply voltages to the luminaires present in the field. LED power usage shall not exceed the following maximum values for the applicable wattage class:

Class	Max. Wattage
200W	110W
250W	165W
310W	210W
400W	275W

Only one brand of LED conventional roadway luminaire may be used on a Contract. They do not necessarily have to be the same brand as any high-mast, underdeck, or wall-mount luminaires when those types of luminaires are specified in the Contract. LED luminaires shall include a standard 10 year manufacturer warranty.

The list of pre-approved LED Conventional Roadway Luminaires is available at http://www.wsdot.wa.gov/Design/Traffic/ledluminaires.htm.

9-29.10(2) Decorative Luminaires

This section, including title, is revised to read:

9-29.10(2) Vacant

9-29.12 Electrical Splice Materials

This section is supplemented with the following new subsections:

9-29.12(3) Splice Enclosures

9-29.12(3)A Heat Shrink Splice Enclosure

Heat shrink splice enclosures shall be medium or heavy wall cross-linked polyolefin, meeting the requirements of AMS-DTL-23053/15, with thermoplastic adhesive sealant. Heat shrink splices used for “wye” connections require rubber electrical mastic tape.

9-29.12(3)B Molded Splice Enclosure

Molded splice enclosures shall use epoxy resin in a clear rigid plastic mold. The material used shall be compatible with the insulation material of the insulated conductor or cable. The component materials of the resin insulation shall be packaged ready for convenient mixing without removing from the package.

9-29.12(4) Re-Enterable Splice Enclosure

Re-enterable splice enclosures shall use either dielectric grease or a flexible resin contained in a two-piece plastic mold. The mold shall either snap together or use stainless steel hose clamps.

9-29.12(5) Vinyl Electrical Tape for Splices

Vinyl electrical tape in splicing applications shall meet the requirements of MIL-I-24391C.

9-29.12(1) Illumination Circuit Splices

This section is revised to read:

Underground illumination circuit splices shall be solderless crimped connections capable of securely joining the wires, both mechanically and electrically, as defined in Section 8-20.3(8). Aerial illumination splices shall be solderless crimp connectors or split bolt vice-type connectors.

9-29.12(1)A Heat Shrink Splice Enclosure
This section is deleted in its entirety.

9-29.12(1)B Molded Splice Enclosure
This section is deleted in its entirety.

9-29.12(2) Traffic Signal Splice Material
This section is revised to read:

> Induction loop splices and magnetometer splices shall use an uninsulated barrel-type crimped connector capable of being soldered.

9-29.16(2)E Painting Signal Heads
In the first sentence, “Federal Standard 595” is revised to read “SAE AMS Standard 595”.

9-29.17 Signal Head Mounting Brackets and Fittings
In the first paragraph, item number 2 under **Stainless Steel** is revised to read:

2. Bands or cables for Type N mount.

9-29.20 Pedestrian Signals
In item 2C of the second paragraph, “Federal Standard 595” is revised to read “SAE AMS Standard 595”.

9-34.AP9
Section 9-34, Pavement Marking Material
January 2, 2018

9-34.2(2) Color
Each reference to “Federal Standard 595” is revised to read “SAE AMS Standard 595”.

9-34.2(5) Low VOC Waterborne Paint
The heading “Standard Waterborne Paint” is supplemented with “Type 1 and 2”.

The heading “High-Build Waterborne Paint” is supplemented with “Type 4”.

The heading “Cold Weather Waterborne Paint” is supplemented with “Type 5”.

In the row beginning with “° @90°F”, each minimum value is revised to read “60”.

In the row beginning with “Fineness of Grind, (Hegman Scale)”, each minimum value is revised to read “3”.

The last four rows are replaced with the following:

Vehicle Composition	ASTM D 2621	100% acrylic emulsion	100% cross-linking acrylic[4]	100% acrylic emulsion
Freeze-Thaw Stability, KU	ASTM D 2243 and D 562	@ 5 cycles show no coagulation or change	@ 5 cycles show no coagulation or change	@ 3 cycles show no coagulation or change

		in viscosity greater than ± 10 KU	in viscosity greater than ± 10 KU	in viscosity greater than ± 10 KU
Heat Stability	ASTM D 562[2]	± 10 KU from the initial viscosity	± 10 KU from the initial viscosity	± 10 KU from the initial Viscosity
Low Temperature Film Formation	ASTM D 2805[3]	No Cracks*		No Cracks
Cold Flexibility[5]	ASTM D522	Pass at 0.5 in mandrel*		
Test Deck Durability[6]	ASTM D913	≥70% paint retention in wheel track*		
Mud Cracking	(See note 7)	No Cracks	No Cracks	

After the preceding Amendments are applied, the following new column is inserted after the "Standard Waterborne Paint Type 1 and 2" column:

Semi-Durable Waterborne Paint Type 3			
White		**Yellow**	
Min.	**Max.**	**Min.**	**Max.**
Within ± 0.3 of qualification sample			
80	95	80	95
60		60	
77		77	
	65		65
43		43	
	1.25		1.25
3		3	
0.98		0.96	
88		50	
100°		100°	
9.5		9.5	
	10		10
100% acrylic emulsion			
@ 5 cycles show no coagulation or change in viscosity greater than ± 10 KU			
± 10 KU from the initial viscosity			
No Cracks			
Pass at 0.25 in mandrel			
≥70% paint retention in wheel track			
No Cracks			

The footnotes are supplemented with the following:

[4]Cross-linking acrylic shall meet the requirements of federal specification TT-P-1952F Section 3.1.1.

[5]Cold Flexibility: The paint shall be applied to an aluminum panel at a wet film thickness of 15 mils and allowed to dry under ambient conditions (50±10% RH and 72±5 ˚F) for 24 hours. A cylindrical mandrel apparatus (in accordance with ASTM D522 method B) shall be put in a 40°F refrigerator when the paint is drawn down After 24 hours, the aluminum panel with dry paint shall be put in the 40°F refrigerator with the mandrel apparatus for 2 hours. After 2 hours, the panel and test apparatus shall be removed and immediately tested to according to ASTM D522 to evaluate cold flexibility. Paint must show no evidence of

cracking, chipping or flaking when bent 180 degrees over a mandrel bar of specified diameter.

[6]NTPEP test deck, or a test deck conforming to ASTM D713, shall be conducted for a minimum of six months with the following additional requirements: it shall be applied at 15 wet mils to a test deck that is located at 40N latitude or higher with at least 10,000 ADT and which was applied during the months of September through November.

[7]Paint is applied to an approximately 4”x12” aluminum panel using a drawdown bar with a 50 mil gap. The coated panel is allowed to dry under ambient conditions (50±10% RH and 72±5 ˚F) for 24 hours. Visual evaluation of the dry film shall reveal no cracks.

9-34.3 Plastic

In the first sentence of the last paragraph, “Federal Standard 595” is revised to read “SAE AMS Standard 595”.

9-34.3(2) Type B – Pre-Formed Fused Thermoplastic

In the last two paragraphs, each reference to “Federal Standard 595” is revised to read “SAE AMS Standard 595”.

9-34.7(1) Requirements

The first paragraph is revised to read:

> Field performance evaluation is required for low VOC solvent-based paint per Section 9-34.2(4), Type A – liquid hot applied thermoplastic per Section 9-34.3(1), Type B – preformed fused thermoplastic per Section 9-34.3(2), Type C – cold applied preformed tape per Section 9-34.3(3), and Type D – liquid applied methyl methacrylate per Section 9-34.3(4).

The last paragraph is deleted.

9-34.7(1)C Auto No-Track Time

The first paragraph is revised to read:

> Auto No-Track Time will only be required for low VOC solvent-based paint in accordance with Section 9-34.2(4).

The second and third sentences of the second paragraph are deleted.

THIS PAGE INTENTIONALLY LEFT BLANK

SPECIAL PROVISIONS

(August 14, 2013 APWA GSP)

The work on this project shall be accomplished in accordance with the Standard Specifications for Road, Bridge and Municipal Construction, 2018 edition, as issued by the Washington State Department of Transportation (WSDOT) and the American Public Works Association (APWA), Washington State Chapter (hereafter "Standard Specifications"). The Standard Specifications, as modified or supplemented by the Amendments to the Standard Specifications and these Special Provisions, all of which are made a part of the Contract Documents, shall govern all of the Work.

These Special Provisions are made up of both General Special Provisions (GSPs) from various sources, which may have project-specific fill-ins; and project-specific Special Provisions. Each Provision either supplements, modifies, or replaces the comparable Standard Specification, or is a new Provision. The deletion, amendment, alteration, or addition to any subsection or portion of the Standard Specifications is meant to pertain only to that particular portion of the section, and in no way should it be interpreted that the balance of the section does not apply.

The project-specific Special Provisions are not labeled as such. The GSPs are labeled under the headers of each GSP, with the effective date of the GSP and its source. For example:

(March 8, 2013 APWA GSP)
(April 1, 2013 WSDOT GSP)
(May 3, 2017 KC GSP)

Also incorporated into the Contract Documents by reference are:

- Manual on Uniform Traffic Control Devices for Streets and Highways, currently adopted edition, with Washington State modifications, if any
- Standard Plans for Road, Bridge and Municipal Construction, WSDOT/APWA, current edition

Contractor shall obtain copies of these publications, at Contractor's own expense.

DIVISION 1 GENERAL REQUIREMENTS

DESCRIPTION OF WORK
(March 13, 1995 WSDOT GSP)

This project is located in Silverdale, WA 98383 and consists of restoring the invert of a badly deteriorated 42 inch diameter CMP storm pipe and rehabilitating the entire pipe through the installation of a cementitious lining which is centrifugally cast in place for the waterproofing, sealing, structural reinforcement and corrosion protection of the existing pipe. The pipe is approximately 400 feet in length with 7 feet of cover over the top. It is located on the southeast side of Silverdale Way NW between 9734 Silverdale Way NW and 3190 NW Bucklin Hill Road. The north end of the pipe is located in a 72 inch diameter manhole which is located just off the roadway in a lightly landscaped area of the Quality Inn and Suites and accessible through a round 24 inch cover. The south end of the pipe is located in a 72 inch diameter manhole which is located in the outdoor patio of the Starbucks on the corner of Silverdale Way and Bucklin Hill Road and accessible through a round 24 inch cover. The parking lots of the Quality Inn and Suites could probably be used as a staging area although nothing has been confirmed with the property owners. It is also likely that there will be a small continuous flow in the system which will need to be diverted into a nearby storm system. A plan will also need to be in place to ensure that no water in the system makes its way into Dyes Inlet before all materials used in this project have fully cured and will not release any toxins into the inlet.

1-01 DEFINITIONS AND TERMS

1-01.3 Definitions
(January 4, 2016 APWA GSP)

Delete the heading **Completion Dates** and the three paragraphs that follow it, and replace them with the following:

Dates

Bid Opening Date
The date on which the Contracting Agency publicly opens and reads the Bids.

Award Date
The date of the formal decision of the Contracting Agency to accept the lowest responsible and responsive Bidder for the Work.

Contract Execution Date
The date the Contracting Agency officially binds the Agency to the Contract.

Notice to Proceed Date
The date stated in the Notice to Proceed on which the Contract time begins.

Substantial Completion Date
The day the Engineer determines the Contracting Agency has full and unrestricted use and benefit of the facilities, both from the operational and safety

standpoint, any remaining traffic disruptions will be rare and brief, and only minor incidental work, replacement of temporary substitute facilities, plant establishment periods, or correction or repair remains for the Physical Completion of the total Contract.

Physical Completion Date
The day all of the Work is physically completed on the project. All documentation required by the Contract and required by law does not necessarily need to be furnished by the Contractor by this date.

Completion Date
The day all the Work specified in the Contract is completed and all the obligations of the Contractor under the contract are fulfilled by the Contractor. All documentation required by the Contract and required by law must be furnished by the Contractor before establishment of this date.

Final Acceptance Date
The date on which the Contracting Agency accepts the Work as complete.

Supplement this Section with the following:

All references in the Standard Specifications, Amendments, or WSDOT General Special Provisions, to the terms “Department of Transportation”, “Washington State Transportation Commission”, “Commission”, “Secretary of Transportation”, “Secretary”, “Headquarters”, and “State Treasurer” shall be revised to read “Contracting Agency”.

All references to the terms “State” or “state” shall be revised to read “Contracting Agency” unless the reference is to an administrative agency of the State of Washington, a State statute or regulation, or the context reasonably indicates otherwise.

All references to “State Materials Laboratory” shall be revised to read “Contracting Agency designated location”.

All references to “final contract voucher certification” shall be interpreted to mean the Contracting Agency form(s) by which final payment is authorized, and final completion and acceptance granted.

Additive
A supplemental unit of work or group of bid items, identified separately in the Bid Proposal, which may, at the discretion of the Contracting Agency, be awarded in addition to the base bid.

Alternate
One of two or more units of work or groups of bid items, identified separately in the Bid Proposal, from which the Contracting Agency may make a choice between different methods or material of construction for performing the same work.

Business Day
A business day is any day from Monday through Friday except holidays as listed in Section 1-08.5.

Contract Bond
The definition in the Standard Specifications for “Contract Bond” applies to whatever bond form(s) are required by the Contract Documents, which may be a combination of a Payment Bond and a Performance Bond.

Contract Documents
See definition for “Contract”.

Contract Time
The period of time established by the terms and conditions of the Contract within which the Work must be physically completed.

Notice of Award
The written notice from the Contracting Agency to the successful Bidder signifying the Contracting Agency’s acceptance of the Bid Proposal.

Notice to Proceed
The written notice from the Contracting Agency or Engineer to the Contractor authorizing and directing the Contractor to proceed with the Work and establishing the date on which the Contract time begins.

Traffic
Both vehicular and non-vehicular traffic, such as pedestrians, bicyclists, wheelchairs, and equestrian traffic.

1-02 BID PROCEDURES AND CONDITIONS

1-02.1 Prequalification of Bidders
Delete this section and replace it with the following:

1-02.1 Qualifications of Bidder
(January 24, 2011 APWA GSP)

Before award of a public works contract, a bidder must meet at least the minimum qualifications of RCW 39.04.350(1) to be considered a responsible Bidder and qualified to be awarded a public works project.

Add the following new section:

1-02.1(1) Supplemental Qualifications Criteria
(July 31, 2017 APWA GSP)

In addition, the Contracting Agency has established Contracting Agency-specific and/or project-specific supplemental criteria, in accordance with RCW 39.04.350(3), for determining Bidder responsibility, including the basis for evaluation and the deadline for appealing a determination that a Bidder is not responsible. These criteria are contained in Section 1-02.14 Option C of these Special Provisions.

1-02.2 Plans and Specifications
(June 27, 2011 APWA GSP)

Delete this section and replace it with the following:

Information as to where Bid Documents can be obtained or reviewed can be found in the Call for Bids (Advertisement for Bids) for the work.

After award of the contract, plans and specifications will be issued to the Contractor at no cost as detailed below:

To Prime Contractor	No. of Sets	Basis of Distribution
Reduced plans (11" x 17")	5	Furnished automatically upon award.
Contract Provisions	5	Furnished automatically upon award.
Large plans (e.g., 22" x 34")	5	Furnished only upon request.

Additional plans and Contract Provisions may be obtained by the Contractor from the source state in the Call for Bids, at the Contractor's own expense.

1-02.4 Examination of Plans, Specifications and Site of Work

1-02.4(1) General
(August 15, 2016 APWA GSP Option A)

The first sentence of the last paragraph is revised to read:

Any prospective Bidder desiring an explanation or interpretation of the Bid Documents, must request the explanation or interpretation in writing soon enough to allow a written reply to reach all prospective Bidders before the submission of their Bids.

1-02.4(2) Subsurface Information
Supplement this section with the following:

(March 8, 2013 APWA GSP)
The second sentence in the first paragraph is revised to read:

> The Summary of Geotechnical Conditions and the boring logs, <u>if and when included</u> as an appendix to the Special Provisions, shall be considered as part of the Contract.

1-02.5 Proposal Forms
(July 31, 2017 APWA GSP)

Delete this section and replace it with the following:

The Proposal Form will identify the project and its location and describe the work. It will also list estimated quantities, units of measurement, the items of work, and the materials to be furnished at the unit bid prices. The bidder shall complete spaces on the proposal form that call for, but are not limited to, unit prices; extensions; summations; the total bid amount; signatures; date; and, where applicable, retail sales taxes and acknowledgment of addenda; the bidder's name, address, telephone number, and signature; the bidder's UDBE/DBE/M/WBE commitment, if applicable; a State of Washington Contractor's Registration Number; and a Business License Number, if applicable. Bids shall be completed by typing or shall be printed in ink by hand, preferably in black ink. The required certifications are included as part of the Proposal Form.

The Contracting Agency reserves the right to arrange the proposal forms with alternates and additives, if such be to the advantage of the Contracting Agency. The bidder shall bid on all alternates and additives set forth in the Proposal Form unless otherwise specified.

1-02.6 Preparation of Proposal
(June 20, 2017 APWA GSP)

Supplement the second paragraph with the following:

4. If a minimum bid amount has been established for any item, the unit or lump sum price must equal or exceed the minimum amount stated.
5. Any correction to a bid made by interlineation, alteration, or erasure, shall be initialed by the signer of the bid.

Delete the fourth paragraph and replace it with the following:

The Bidder shall submit with the Bid a completed Underutilized Disadvantaged Business Enterprise (UDBE) Utilization Certification, when required by the Special Provisions. For each and every UDBE firm listed on the Bidder's completed Underutilized Disadvantaged Business Enterprise Utilization Certification, the Bidder shall submit written confirmation from that UDBE firm that the UDBE is in agreement

with the UDBE participation commitment that the Bidder has made in the Bidder's completed Underutilized Disadvantaged Business Enterprise Utilization Certification. WSDOT Form 422-031U (Underutilized Disadvantaged Business Enterprise Written Confirmation Document) is to be used for this purpose. Bidder must submit good faith effort documentation with the Underutilized Disadvantaged Business Enterprise Utilization Certification only in the event the bidder's efforts to solicit sufficient UDBE participation have been unsuccessful. Directions for delivery of the Underutilized Disadvantaged Business Enterprise Written Confirmation Documents and Underutilized Disadvantaged Business Enterprise Good Faith Effort documentation are included in Sections 1-02.9

Delete the last paragraph, and replace it with the following:

The Bidder shall make no stipulation on the Bid Form, nor qualify the bid in any manner.

A bid by a corporation shall be executed in the corporate name, by the president or a vice president (or other corporate officer accompanied by evidence of authority to sign).

A bid by a partnership shall be executed in the partnership name, and signed by a partner. A copy of the partnership agreement shall be submitted with the Bid Form if any UDBE requirements are to be satisfied through such an agreement.

A bid by a joint venture shall be executed in the joint venture name and signed by a member of the joint venture. A copy of the joint venture agreement shall be submitted with the Bid Form if any UDBE requirements are to be satisfied through such an agreement.

1-02.6(1) Recycled Materials Proposal
(January 4, 2016 APWA GSP)

The bidder shall submit with the Bid, its proposal for incorporating recycled materials into the project, using the form provided in the Contract Provisions.

1-02.7 Bid Deposit
(March 8, 2013 APWA GSP)

Supplement this section with the following:

Bid bonds shall contain the following:

1. Contracting Agency-assigned number for the project;
2. Name of the project;
3. The Contracting Agency named as obligee;

4. The amount of the bid bond stated either as a dollar figure or as a percentage which represents five percent of the maximum bid amount that could be awarded;
5. Signature of the bidder's officer empowered to sign official statements. The signature of the person authorized to submit the bid should agree with the signature on the bond, and the title of the person must accompany the said signature;
6. The signature of the surety's officer empowered to sign the bond and the power of attorney.

If so stated in the Contract Provisions, bidder must use the bond form included in the Contract Provisions.

If so stated in the Contract Provisions, cash will not be accepted for a bid deposit.

Supplement the preceding section with the following:
(Dec 27, 2017 KC GSP)

Bidders shall use the Bid Bond form included with these Contract Provisions.

A bid deposit in the form of cash or check will not be accepted.

1-02.9 Delivery of Proposal
(July 31, 2017 APWA GSP, Option A)

Delete this section and replace it with the following:

Each Proposal shall be submitted in a sealed envelope, with the Project Name and Project Number as stated in the Call for Bids clearly marked on the outside of the envelope, or as otherwise required in the Bid Documents, to ensure proper handling and delivery.

If the project has FHWA funding and requires UDBE Written Confirmation Document(s) or Good Faith Effort (GFE) Documentation, then to be considered responsive, the Bidder shall submit Written Confirmation Documentation from each UDBE firm listed on the Bidder's completed UDBE Utilization Certification, form 272-056U, as required by Section 1-02.6. The UDBE Written Confirmation Document(s) and/or GFE (if any) shall be received either with the Bid Proposal or as a Supplement to the Bid. The document(s) shall be received **no later than 24 hours** (not including Saturdays, Sundays and Holidays) after the time for delivery of the Bid Proposal.

The Bidder shall submit to the Contracting Agency a signed "Certification of Compliance with Wage Payment Statutes" document where the Bidder under penalty of perjury verifies that the Bidder is in compliance with responsible bidder criteria in RCW 39.04.350 subsection (1) (g), as required per Section 1-02.14. The

"Certification of Compliance with Wage Payment Statutes" document shall be received either with the Bid Proposal or **no later than 24 hours** (not including Saturdays, Sundays and Holidays) after the time for delivery of the Bid Proposal.

If submitted after the Bid Proposal is due, the document(s) must be submitted in a sealed envelope labeled the same as for the Proposal, with "Supplemental Information" added. All other information required to be submitted with the Bid Proposal must be submitted with the Bid Proposal itself, at the time stated in the Call for Bids.

The Contracting Agency will not open or consider any Bid Proposal that is received after the time specified in the Call for Bids for receipt of Bid Proposals, or received in a location other than that specified in the Call for Bids. The Contracting Agency will not open or consider any "Supplemental Information" (UDBE confirmations, GFE documentation, or Certification of Compliance with Wage Payment Statutes) that is received after the time specified above, or received in a location other than that specified in the Call for Bids.

1-02.10 Withdrawing, Revising, or Supplementing Proposal
(July 23, 2015 APWA GSP)

Delete this section, and replace it with the following:

After submitting a physical Bid Proposal to the Contracting Agency, the Bidder may withdraw, revise, or supplement it if:

1. The Bidder submits a written request signed by an authorized person and physically delivers it to the place designated for receipt of Bid Proposals, and
2. The Contracting Agency receives the request before the time set for receipt of Bid Proposals, and
3. The revised or supplemented Bid Proposal (if any) is received by the Contracting Agency before the time set for receipt of Bid Proposals.

If the Bidder's request to withdraw, revise, or supplement its Bid Proposal is received before the time set for receipt of Bid Proposals, the Contracting Agency will return the unopened Proposal package to the Bidder. The Bidder must then submit the revised or supplemented package in its entirety. If the Bidder does not submit a revised or supplemented package, then its bid shall be considered withdrawn.

Late revised or supplemented Bid Proposals or late withdrawal requests will be date recorded by the Contracting Agency and returned unopened. Mailed, emailed, or faxed requests to withdraw, revise, or supplement a Bid Proposal are not acceptable.

1-02.13 Irregular Proposals
(June 20, 2017 APWA GSP)

Delete this section and replace it with the following:

1. A Proposal will be considered irregular and will be rejected if:
   a. The Bidder is not prequalified when so required;
   b. The authorized Proposal form furnished by the Contracting Agency is not used or is altered;
   c. The completed Proposal form contains any unauthorized additions, deletions, alternate Bids, or conditions;
   d. The Bidder adds provisions reserving the right to reject or accept the award, or enter into the Contract;
   e. A price per unit cannot be determined from the Bid Proposal;
   f. The Proposal form is not properly executed;
   g. The Bidder fails to submit or properly complete a Subcontractor list, if applicable, as required in Section 1-02.6;
   h. The Bidder fails to submit or properly complete an Underutilized Disadvantaged Business Enterprise Certification, if applicable, as required in Section 1-02.6;
   i. The Bidder fails to submit written confirmation from each UDBE firm listed on the Bidder's completed UDBE Utilization Certification that they are in agreement with the bidder's UDBE participation commitment, if applicable, as required in Section 1-02.6, or if the written confirmation that is submitted fails to meet the requirements of the Special Provisions;
   j The Bidder fails to submit UDBE Good Faith Effort documentation, if applicable, as required in Section 1-02.6, or if the documentation that is submitted fails to demonstrate that a Good Faith Effort to meet the Condition of Award was made;
   k. The Bid Proposal does not constitute a definite and unqualified offer to meet the material terms of the Bid invitation; or
   l. More than one Proposal is submitted for the same project from a Bidder under the same or different names.

2. A Proposal may be considered irregular and may be rejected if:
   a. The Proposal does not include a unit price for every Bid item;
   b. Any of the unit prices are excessively unbalanced (either above or below the amount of a reasonable Bid) to the potential detriment of the Contracting Agency;
   c. Receipt of Addenda is not acknowledged;
   d. A member of a joint venture or partnership and the joint venture or partnership submit Proposals for the same project (in such an instance, both Bids may be rejected); or
   e. If Proposal form entries are not made in ink.

1-02.14 Disqualification of Bidders
(July 31, 2017 APWA GSP, Option C)

Delete this section and replace it with the following:

A Bidder will be deemed not responsible if the Bidder does not meet the mandatory bidder responsibility criteria in RCW 39.04.350(1), as amended; or does not meet Supplemental Criteria 1 – 8 in this Section:

The Contracting Agency will verify that the Bidder meets the mandatory bidder responsibility criteria in RCW 39.04.350(1), and Supplemental Criteria 1 - 2. Evidence that the Bidder meets Supplemental Criteria 3 – 8 shall be provided by the Bidder as stated later in this Section.

In addition, the Bidder shall submit to the Contracting Agency a signed "Certification of Compliance with Wage Payment Statutes" document where the Bidder under penalty of perjury verifies that the Bidder is in compliance with responsible bidder criteria in RCW 39.04.350 subsection (1)(g). A form appropriate for "Certification of Compliance with Wage Payment Statutes" will be provided by the Contracting Agency in the Bid Documents. The form provided in the Bid Documents shall be submitted with the Bid as stated in Section 1-02.9.

1. **Delinquent State Taxes**

   A. Criterion: The Bidder shall not owe delinquent taxes to the Washington State Department of Revenue without a payment plan approved by the Department of Revenue.

   B. Documentation: The Bidder shall not be listed on the Washington State Department of Revenue's "Delinquent Taxpayer List" website: http://dor.wa.gov/content/fileandpaytaxes/latefiling/dtlwest.aspx , or if they are so listed, they must submit a written payment plan approved by the Department of Revenue, to the Contracting Agency by the deadline listed below.

2. **Federal Debarment**

   A. Criterion: The Bidder shall not currently be debarred or suspended by the Federal government.

   B. Documentation: The Bidder shall not be listed as having an "active exclusion" on the U.S. government's "System for Award Management" database (www.sam.gov).

3. **Subcontractor Responsibility**

A. Criterion: The Bidder's standard subcontract form shall include the subcontractor responsibility language required by RCW 39.06.020, and the Bidder shall have an established procedure which it utilizes to validate the responsibility of each of its subcontractors. The Bidder's subcontract form shall also include a requirement that each of its subcontractors shall have and document a similar procedure to determine whether the sub-tier subcontractors with whom it contracts are also "responsible" subcontractors as defined by RCW 39.06.020.

B. Documentation: The Bidder, if and when required as detailed below, shall submit a copy of its standard subcontract form for review by the Contracting Agency, and a written description of its procedure for validating the responsibility of subcontractors with which it contracts.

4. **Claims Against Retainage and Bonds**

A. Criterion: The Bidder shall not have a record of excessive claims filed against the retainage or payment bonds for public works projects in the three years prior to the bid submittal date, that demonstrate a lack of effective management by the Bidder of making timely and appropriate payments to its subcontractors, suppliers, and workers, unless there are extenuating circumstances and such circumstances are deemed acceptable to the Contracting Agency.

B. Documentation: The Bidder, if and when required as detailed below, shall submit a list of the public works projects completed in the three years prior to the bid submittal date that have had claims against retainage and bonds and include for each project the following information:

- Name of project
- The owner and contact information for the owner;
- A list of claims filed against the retainage and/or payment bond for any of the projects listed;
- A written explanation of the circumstances surrounding each claim and the ultimate resolution of the claim.

5. **Public Bidding Crime**

A. Criterion: The Bidder and/or its owners shall not have been convicted of a crime involving bidding on a public works contract in the five years prior to the bid submittal date.

B. Documentation: The Bidder, if and when required as detailed below, shall sign a statement (on a form to be provided by the Contracting Agency) that the Bidder and/or its owners have not been convicted of a crime involving bidding on a public works contract.

6. **Termination for Cause / Termination for Default**

A. Criterion: The Bidder shall not have had any public works contract terminated for cause or terminated for default by a government agency in the five years prior to the bid submittal date, unless there are extenuating circumstances and such circumstances are deemed acceptable to the Contracting Agency.

B. Documentation: The Bidder, if and when required as detailed below, shall sign a statement (on a form to be provided by the Contracting Agency) that the Bidder has not had any public works contract terminated for cause or terminated for default by a government agency in the five years prior to the bid submittal date; or if Bidder was terminated, describe the circumstances.

7. **Lawsuits**

A. Criterion: The Bidder shall not have lawsuits with judgments entered against the Bidder in the five years prior to the bid submittal date that demonstrate a pattern of failing to meet the terms of contracts, unless there are extenuating circumstances and such circumstances are deemed acceptable to the Contracting Agency.

B. Documentation: The Bidder, if and when required as detailed below, shall sign a statement (on a form to be provided by the Contracting Agency) that the Bidder has not had any lawsuits with judgments entered against the Bidder in the five years prior to the bid submittal date that demonstrate a pattern of failing to meet the terms of contracts, or shall submit a list of all lawsuits with judgments entered against the Bidder in the five years prior to the bid submittal date, along with a written explanation of the circumstances surrounding each such lawsuit. The Contracting Agency shall evaluate these explanations to determine whether the lawsuits demonstrate a pattern of failing to meet of terms of construction related contracts.

8. **Contracting Agency Specific Criteria**

A. Criterion: Bidders shall supply the following information:

- Dollar amount of contracts currently held by the bidder,
- List of more important construction projects completed by your company in the last 5 years,
- Bank references, and
- Bonding company.

B. Documentation: The required information shall be included in Section C of the Bidder Responsibility Statement.

As evidence that the Bidder meets Supplemental Responsibility Criteria 3 – 8 stated above, the apparent low Bidder must submit to the Contracting Agency by 12:00 P.M. (noon) of the second business day following the bid submittal deadline, a written statement verifying that the Bidder meets Supplemental Criteria 3 – 8 together with supporting documentation (sufficient in the sole judgment of the Contracting Agency) demonstrating compliance with Supplemental Responsibility Criteria 3 – 8. The Contracting Agency reserves the right to request further documentation as needed from the low bidder and documentation from other Bidders as well to assess Bidder responsibility and compliance with all bidder responsibility criteria. The Contracting Agency also reserves the right to obtain information from third-parties and independent sources of information concerning a Bidder's compliance with the mandatory and supplemental criteria, and to use that information in their evaluation. The Contracting Agency may consider mitigating factors in determining whether the Bidder complies with the requirements of the Supplemental Criteria.

The basis for evaluation of Bidder compliance with these mandatory and Supplemental Criteria shall include any documents or facts obtained by Contracting Agency (whether from the Bidder or third parties) including but not limited to: (i) financial, historical, or operational data from the Bidder; (ii) information obtained directly by the Contracting Agency from others for whom the Bidder has worked, or other public agencies or private enterprises; and (iii) any additional information obtained by the Contracting Agency which is believed to be relevant to the matter.

If the Contracting Agency determines the Bidder does not meet the bidder responsibility criteria above and is therefore not a responsible Bidder, the Contracting Agency shall notify the Bidder in writing, with the reasons for its determination. If the Bidder disagrees with this determination, it may appeal the determination within two (2) business days of the Contracting Agency's determination by presenting its appeal and any additional information to the Contracting Agency. The Contracting Agency will consider the appeal and any additional information before issuing its final determination. If the final determination affirms that the Bidder is not responsible, the Contracting Agency will not execute a contract with any other Bidder until at least two business days after the Bidder determined to be not responsible has received the Contracting Agency's final determination.

Request to Change Supplemental Bidder Responsibility Criteria Prior To Bid: Bidders with concerns about the relevancy or restrictiveness of the Supplemental Bidder Responsibility Criteria may make or submit requests to the Contracting Agency to modify the criteria. Such requests shall be in writing, describe the nature of the

concerns, and propose specific modifications to the criteria. Bidders shall submit such requests to the Contracting Agency no later than five (5) business days prior to the bid submittal deadline and address the request to the Project Engineer or such other person designated by the Contracting Agency in the Bid Documents.

1-02.15 Pre Award Information
(August 14, 2013 APWA GSP)

Revise this section to read:

Before awarding any contract, the Contracting Agency may require one or more of these items or actions of the apparent lowest responsible bidder:

1. A complete statement of the origin, composition, and manufacture of any or all materials to be used,
2. Samples of these materials for quality and fitness tests,
3. A progress schedule (in a form the Contracting Agency requires) showing the order of and time required for the various phases of the work,
4. A breakdown of costs assigned to any bid item,
5. Attendance at a conference with the Engineer or representatives of the Engineer,
6. Obtain, and furnish a copy of, a business license to do business in the city or county where the work is located.
7. Any other information or action taken that is deemed necessary to ensure that the bidder is the lowest responsible bidder.

1-03 AWARD AND EXECUTION OF CONTRACT

1-03.1 Consideration of Bids
(January 23, 2006 APWA GSP)

Revise the first paragraph to read:

After opening and reading proposals, the Contracting Agency will check them for correctness of extensions of the prices per unit and the total price. If a discrepancy exists between the price per unit and the extended amount of any bid item, the price per unit will control. If a minimum bid amount has been established for any item and the bidder's unit or lump sum price is less than the minimum specified amount, the Contracting Agency will unilaterally revise the unit or lump sum price, to the minimum specified amount and recalculate the extension. The total of extensions, corrected where necessary, including sales taxes where applicable and such additives and/or alternates as selected by the Contracting Agency, will be used by the Contracting Agency for award purposes and to fix the Awarded Contract Price amount and the amount of the contract bond.

1-03.1(1) Identical Bid Totals
(January 4, 2016 APWA GSP)

Revise this section to read:

After opening Bids, if two or more lowest responsive Bid totals are exactly equal, then the tie-breaker will be the Bidder with an equal lowest bid that proposed to use the highest percentage of recycled materials in the Project, per the form submitted with the Bid Proposal. If those percentages are also exactly equal, then the tie-breaker will be determined by drawing as follows: Two or more slips of paper will be marked as follows: one marked “Winner” and the other(s) marked “unsuccessful”. The slips will be folded to make the marking unseen. The slips will be placed inside a box. One authorized representative of each Bidder shall draw a slip from the box. Bidders shall draw in alphabetic order by the name of the firm as registered with the Washington State Department of Licensing. The slips shall be unfolded and the firm with the slip marked “Winner” will be determined to be the successful Bidder and eligible for Award of the Contract. Only those Bidders who submitted a Bid total that is exactly equal to the lowest responsive Bid, and with a proposed recycled materials percentage that is exactly equal to the highest proposed recycled materials amount, are eligible to draw.

1-03.3 Execution of Contract
(October 1, 2005 APWA GSP)

Revise this section to read:

Copies of the Contract Provisions, including the unsigned Form of Contract, will be available for signature by the successful bidder on the first business day following award. The number of copies to be executed by the Contractor will be determined by the Contracting Agency.

Within 10 calendar days after the award date, the successful bidder shall return the signed Contracting Agency-prepared contract, an insurance certification as required by Section 1-07.18, and a satisfactory bond as required by law and Section 1-03.4. Before execution of the contract by the Contracting Agency, the successful bidder shall provide any pre-award information the Contracting Agency may require under Section 1-02.15.

Until the Contracting Agency executes a contract, no proposal shall bind the Contracting Agency nor shall any work begin within the project limits or within Contracting Agency-furnished sites. The Contractor shall bear all risks for any work begun outside such areas and for any materials ordered before the contract is executed by the Contracting Agency.

If the bidder experiences circumstances beyond their control that prevents return of the contract documents within the calendar days after the award date stated above, the Contracting Agency may grant up to a maximum of 10 additional calendar days for return of the documents, provided the Contracting Agency deems the circumstances warrant it.

(January 5, 2015 WSDOT GSP)

The first paragraph of Section 1-03.3 is supplemented with the following:

The Contract will not be executed until the Contractor completes sections I, III, and VIII of the Transfer of Coverage for the Construction Stormwater General Permit and returns the form to the Contracting Agency.

1-03.4 Contract Bond
(July 23, 2015 APWA GSP)

Delete the first paragraph and replace it with the following:

The successful bidder shall provide executed payment and performance bond(s) for the full contract amount. The bond may be a combined payment and performance bond; or be separate payment and performance bonds. In the case of separate payment and performance bonds, each shall be for the full contract amount. The bond(s) shall:

1. Be on Contracting Agency-furnished form(s);
2. Be signed by an approved surety (or sureties) that:
   a. Is registered with the Washington State Insurance Commissioner, and
   b. Appears on the current Authorized Insurance List in the State of Washington published by the Office of the Insurance Commissioner,
3. Guarantee that the Contractor will perform and comply with all obligations, duties, and conditions under the Contract, including but not limited to the duty and obligation to indemnify, defend, and protect the Contracting Agency against all losses and claims related directly or indirectly from any failure:
   a. Of the Contractor (or any of the employees, subcontractors, or lower tier subcontractors of the Contractor) to faithfully perform and comply with all contract obligations, conditions, and duties, or
   b. Of the Contractor (or the subcontractors or lower tier subcontractors of the Contractor) to pay all laborers, mechanics, subcontractors, lower tier subcontractors, material person, or any other person who provides supplies or provisions for carrying out the work;
4. Be conditioned upon the payment of taxes, increases, and penalties incurred on the project under titles 50, 51, and 82 RCW; and
5. Be accompanied by a power of attorney for the Surety's officer empowered to sign the bond; and
6. Be signed by an officer of the Contractor empowered to sign official statements (sole proprietor or partner). If the Contractor is a corporation, the bond(s) must be signed by the president or vice president, unless accompanied by written proof of the authority of the individual signing the bond(s) to bind the corporation (i.e.,

corporate resolution, power of attorney, or a letter to such effect signed by the president or vice president).

1-03.7 Judicial Review
(July 23, 2015 APWA GSP)

Revise this section to read:

Any decision made by the Contracting Agency regarding the Award and execution of the Contract or Bid rejection shall be conclusive subject to the scope of judicial review permitted under Washington Law. Such review, if any, shall be timely filed in the Superior Court of the county where the Contracting Agency headquarters is located, provided that where an action is asserted against a county, RCW 36.01.05 shall control venue and jurisdiction.

1-04 SCOPE OF WORK

1-04.2 Coordination of Contract Documents, Plans, Special Provisions, Specifications, and Addenda
(March 13, 2012 APWA GSP)

Revise the second paragraph to read:

Any inconsistency in the parts of the contract shall be resolved by following this order of precedence (e.g., 1 presiding over 2, 2 over 3, 3 over 4, and so forth):

1. Addenda,
2. Proposal Form,
3. Special Provisions,
4. Contract Plans,
5. Amendments to the Standard Specifications,
6. Standard Specifications,
7. Contracting Agency's Standard Plans or Details (if any), and
8. WSDOT Standard Plans for Road, Bridge, and Municipal Construction.

1-04.6 Variation in Estimated Quantities
(February 5, 2018 KC GSP)

Supplement this section with the following:

The quantities for Invert Repair have been entered into the Proposal only to provide a common proposal for bidders. Actual quantities will be determined in the field as the work progresses, and will be paid at the original bid price, regardless of final quantity. These bid items shall not be subject to the provisions of 1-04.6 of the Standard Specifications.

1-05 CONTROL OF WORK

1-05.7 Removal of Defective and Unauthorized Work
(October 1, 2005 APWA GSP)

Supplement this section with the following:

If the Contractor fails to remedy defective or unauthorized work within the time specified in a written notice from the Engineer, or fails to perform any part of the work required by the Contract Documents, the Engineer may correct and remedy such work as may be identified in the written notice, with Contracting Agency forces or by such other means as the Contracting Agency may deem necessary.

If the Contractor fails to comply with a written order to remedy what the Engineer determines to be an emergency situation, the Engineer may have the defective and unauthorized work corrected immediately, have the rejected work removed and replaced, or have work the Contractor refuses to perform completed by using Contracting Agency or other forces. An emergency situation is any situation when, in the opinion of the Engineer, a delay in its remedy could be potentially unsafe, or might cause serious risk of loss or damage to the public.

Direct or indirect costs incurred by the Contracting Agency attributable to correcting and remedying defective or unauthorized work, or work the Contractor failed or refused to perform, shall be paid by the Contractor. Payment will be deducted by the Engineer from monies due, or to become due, the Contractor. Such direct and indirect costs shall include in particular, but without limitation, compensation for additional professional services required, and costs for repair and replacement of work of others destroyed or damaged by correction, removal, or replacement of the Contractor’s unauthorized work.

No adjustment in contract time or compensation will be allowed because of the delay in the performance of the work attributable to the exercise of the Contracting Agency’s rights provided by this Section.

The rights exercised under the provisions of this section shall not diminish the Contracting Agency’s right to pursue any other avenue for additional remedy or damages with respect to the Contractor’s failure to perform the work as required.

1-05.11 Final Inspection

Delete this section and replace it with the following:

1-05.11 Final Inspections and Operational Testing
(October 1, 2005 APWA GSP)

1-05.11(1) Substantial Completion Date

When the Contractor considers the work to be substantially complete, the Contractor shall so notify the Engineer and request the Engineer establish the Substantial Completion Date. The Contractor's request shall list the specific items of work that remain to be completed in order to reach physical completion. The Engineer will schedule an inspection of the work with the Contractor to determine the status of completion. The Engineer may also establish the Substantial Completion Date unilaterally.

If, after this inspection, the Engineer concurs with the Contractor that the work is substantially complete and ready for its intended use, the Engineer, by written notice to the Contractor, will set the Substantial Completion Date. If, after this inspection the Engineer does not consider the work substantially complete and ready for its intended use, the Engineer will, by written notice, so notify the Contractor giving the reasons therefor.

Upon receipt of written notice concurring in or denying substantial completion, whichever is applicable, the Contractor shall pursue vigorously, diligently and without unauthorized interruption, the work necessary to reach Substantial and Physical Completion. The Contractor shall provide the Engineer with a revised schedule indicating when the Contractor expects to reach substantial and physical completion of the work.

The above process shall be repeated until the Engineer establishes the Substantial Completion Date and the Contractor considers the work physically complete and ready for final inspection.

1-05.11(2) Final Inspection and Physical Completion Date

When the Contractor considers the work physically complete and ready for final inspection, the Contractor by written notice, shall request the Engineer to schedule a final inspection. The Engineer will set a date for final inspection. The Engineer and the Contractor will then make a final inspection and the Engineer will notify the Contractor in writing of all particulars in which the final inspection reveals the work incomplete or unacceptable. The Contractor shall immediately take such corrective measures as are necessary to remedy the listed deficiencies. Corrective work shall be pursued vigorously, diligently, and without interruption until physical completion of the listed deficiencies. This process will continue until the Engineer is satisfied the listed deficiencies have been corrected.

If action to correct the listed deficiencies is not initiated within 7 days after receipt of the written notice listing the deficiencies, the Engineer may, upon written notice to the Contractor, take whatever steps are necessary to correct those deficiencies pursuant to Section 1-05.7.

The Contractor will not be allowed an extension of contract time because of a delay in the performance of the work attributable to the exercise of the Engineer's right hereunder.

Upon correction of all deficiencies, the Engineer will notify the Contractor and the Contracting Agency, in writing, of the date upon which the work was considered physically complete. That date shall constitute the Physical Completion Date of the contract, but shall not imply acceptance of the work or that all the obligations of the Contractor under the contract have been fulfilled.

1-05.11(3) Operational Testing

It is the intent of the Contracting Agency to have at the Physical Completion Date a complete and operable system. Therefore when the work involves the installation of machinery or other mechanical equipment; street lighting, electrical distribution or signal systems; irrigation systems; buildings; or other similar work it may be desirable for the Engineer to have the Contractor operate and test the work for a period of time after final inspection but prior to the physical completion date. Whenever items of work are listed in the Contract Provisions for operational testing they shall be fully tested under operating conditions for the time period specified to ensure their acceptability prior to the Physical Completion Date. During and following the test period, the Contractor shall correct any items of workmanship, materials, or equipment which prove faulty, or that are not in first class operating condition. Equipment, electrical controls, meters, or other devices and equipment to be tested during this period shall be tested under the observation of the Engineer, so that the Engineer may determine their suitability for the purpose for which they were installed. The Physical Completion Date cannot be established until testing and corrections have been completed to the satisfaction of the Engineer.

The costs for power, gas, labor, material, supplies, and everything else needed to successfully complete operational testing, shall be included in the unit contract prices related to the system being tested, unless specifically set forth otherwise in the proposal.

Operational and test periods, when required by the Engineer, shall not affect a manufacturer's guaranties or warranties furnished under the terms of the contract.

1-05.13 Superintendents, Labor and Equipment of Contractor
(August 14, 2013 APWA GSP)

Delete the sixth and seventh paragraphs of this section.

1-05.15 Method of Serving Notices
(March 25, 2009 APWA GSP)

Revise the second paragraph to read:

> All correspondence from the Contractor shall be directed to the Project Engineer. All correspondence from the Contractor constituting any notification, notice of protest, notice of dispute, or other correspondence constituting notification required to be furnished under the Contract, must be in paper format, hand delivered or sent via mail delivery service to the Project Engineer's office. Electronic copies such as e-mails or electronically delivered copies of correspondence will not constitute such notice and will not comply with the requirements of the Contract.

Add the following new section:

> **1-05.16 Water and Power**
> (October 1, 2005 APWA GSP)
>
> The Contractor shall make necessary arrangements, and shall bear the costs for power and water necessary for the performance of the work, unless the contract includes power and water as a pay item.

1-06 CONTROL OF MATERIALS

1-06.6 Recycled Materials
(January 4, 2016 APWA GSP)

Delete this section, including its subsections, and replace it with the following:

> The Contractor shall make their best effort to utilize recycled materials in the construction of the project. Approval of such material use shall be as detailed elsewhere in the Standard Specifications.
>
> Prior to Physical Completion the Contractor shall report the quantity of recycled materials that were utilized in the construction of the project for each of the items listed in Section 9-03.21. The report shall include hot mix asphalt, recycled concrete aggregate, recycled glass, steel furnace slag and other recycled materials (e.g. utilization of on-site material and aggregates from concrete returned to the supplier). The Contractor’s report shall be provided on DOT form 350-075 Recycled Materials Reporting.

1-07 LEGAL REGULATIONS AND RESPONSIBILITIES TO THE PUBLIC

1-07.1 Laws to be Observed
(October 1, 2005 APWA GSP)

Supplement this section with the following:

In cases of conflict between different safety regulations, the more stringent regulation shall apply.

The Washington State Department of Labor and Industries shall be the sole and paramount administrative agency responsible for the administration of the provisions of the Washington Industrial Safety and Health Act of 1973 (WISHA).

The Contractor shall maintain at the project site office, or other well known place at the project site, all articles necessary for providing first aid to the injured. The Contractor shall establish, publish, and make known to all employees, procedures for ensuring immediate removal to a hospital, or doctor's care, persons, including employees, who may have been injured on the project site. Employees should not be permitted to work on the project site before the Contractor has established and made known procedures for removal of injured persons to a hospital or a doctor's care.

The Contractor shall have sole responsibility for the safety, efficiency, and adequacy of the Contractor's plant, appliances, and methods, and for any damage or injury resulting from their failure, or improper maintenance, use, or operation. The Contractor shall be solely and completely responsible for the conditions of the project site, including safety for all persons and property in the performance of the work. This requirement shall apply continuously, and not be limited to normal working hours. The required or implied duty of the Engineer to conduct construction review of the Contractor's performance does not, and shall not, be intended to include review and adequacy of the Contractor's safety measures in, on, or near the project site.

1-07.2 State Taxes

Delete this section, including its sub-sections, in its entirety and replace it with the following:

1-07.2 State Sales Tax

(June 27, 2011 APWA GSP)

The Washington State Department of Revenue has issued special rules on the State sales tax. Sections 1-07.2(1) through 1-07.2(3) are meant to clarify those rules. The Contractor should contact the Washington State Department of Revenue for answers to questions in this area. The Contracting Agency will not adjust its payment if the Contractor bases a bid on a misunderstood tax liability.

The Contractor shall include all Contractor-paid taxes in the unit bid prices or other contract amounts. In some cases, however, state retail sales tax will not be included. Section 1-07.2(2) describes this exception.

The Contracting Agency will pay the retained percentage (or release the Contract Bond if a FHWA-funded Project) only if the Contractor has obtained from the

Washington State Department of Revenue a certificate showing that all contract-related taxes have been paid (RCW 60.28.051). The Contracting Agency may deduct from its payments to the Contractor any amount the Contractor may owe the Washington State Department of Revenue, whether the amount owed relates to this contract or not. Any amount so deducted will be paid into the proper State fund.

1-07.2(1) State Sales Tax — Rule 171

WAC 458-20-171, and its related rules, apply to building, repairing, or improving streets, roads, etc., which are owned by a municipal corporation, or political subdivision of the state, or by the United States, and which are used primarily for foot or vehicular traffic. This includes storm or combined sewer systems within and included as a part of the street or road drainage system and power lines when such are part of the roadway lighting system. For work performed in such cases, the Contractor shall include Washington State Retail Sales Taxes in the various unit bid item prices, or other contract amounts, including those that the Contractor pays on the purchase of the materials, equipment, or supplies used or consumed in doing the work.

1-07.2(2) State Sales Tax — Rule 170

WAC 458-20-170, and its related rules, apply to the constructing and repairing of new or existing buildings, or other structures, upon real property. This includes, but is not limited to, the construction of streets, roads, highways, etc., owned by the state of Washington; water mains and their appurtenances; sanitary sewers and sewage disposal systems unless such sewers and disposal systems are within, and a part of, a street or road drainage system; telephone, telegraph, electrical power distribution lines, or other conduits or lines in or above streets or roads, unless such power lines become a part of a street or road lighting system; and installing or attaching of any article of tangible personal property in or to real property, whether or not such personal property becomes a part of the realty by virtue of installation.

For work performed in such cases, the Contractor shall collect from the Contracting Agency, retail sales tax on the full contract price. The Contracting Agency will automatically add this sales tax to each payment to the Contractor. For this reason, the Contractor shall not include the retail sales tax in the unit bid item prices, or in any other contract amount subject to Rule 170, with the following exception.

Exception: The Contracting Agency will not add in sales tax for a payment the Contractor or a subcontractor makes on the purchase or rental of tools, machinery, equipment, or consumable supplies not integrated into the project. Such sales taxes shall be included in the unit bid item prices or in any other contract amount.

1-07.2(3) Services

The Contractor shall not collect retail sales tax from the Contracting Agency on any contract wholly for professional or other services (as defined in Washington State Department of Revenue Rules 138 and 244).

1-07.7 Load Limits

Supplement this section with the following:
(March 13, 1995 WSDOT GSP)

If the sources of materials provided by the Contractor necessitates hauling over roads other than County roads, the Contractor shall, at the Contractor's expense, make all arrangements for the use of the haul routes.

Add the following new section:

1-07.17(3) Protection and Support of Existing Utilities:
(February 5, 2018 KC GSP)

Description
The Contractor shall provide support and protection of all existing utility facilities encountered in the work area during construction. All utilities shall remain fully operational throughout the life of this Contract. The Contractor shall be responsible for coordinating with the Engineer and the utility owners for the relocation of the utilities, or the erection of temporary support for them. The Contractor shall be responsible for the erection of all temporary support and temporary relocation necessary to complete the work.

If deemed necessary by the Engineer, the Contractor shall "pot hole" and expose the existing underground utilities crossing the route of the new improvements. Excavation immediately adjacent to the existing conduits shall be made by hand methods in compliance with Washington State requirements.

Payment
Payment will be made in accordance with Section 1-04.1 for the following bid item included on the proposal:

"Protection and Support of Existing Utilities", estimated.
The Contractor and the Engineer shall evaluate the effort made and reach agreement on the equipment and employees utilized, and the number of hours involved for each. Once these cost items and their duration have been agreed upon, the payment amount will be determined using the rate and markup methods specified in Section 1-09.6. For the purpose of providing a common proposal for

all bidders, the Contracting Agency has entered an amount for the item “Protection and Support of Existing Utilities” in the bid proposal to become a part of the total bid by the Contractor.

1-07.23 Public Convenience and Safety
(May 3, 2017 KC GSP)
Supplement this section with the following:

The Contractor shall maintain safe pedestrian passage through the work area at all times.

(January 2, 2012 WSDOT GSP)
Work Zone Clear Zone
The Work Zone Clear Zone (WZCZ) applies during working and nonworking hours. The WZCZ applies only to temporary roadside objects introduced by the Contractor’s operations and does not apply to preexisting conditions or permanent Work. Those work operations that are actively in progress shall be in accordance with adopted and approved Traffic Control Plans, and other contract requirements.

During nonworking hours equipment or materials shall not be within the WZCZ unless they are protected by permanent guardrail or temporary concrete barrier. The use of temporary concrete barrier shall be permitted only if the Engineer approves the installation and location.

During actual hours of work, unless protected as described above, only materials absolutely necessary to construction shall be within the WZCZ and only construction vehicles absolutely necessary to construction shall be allowed within the WZCZ or allowed to stop or park on the shoulder of the roadway.

The Contractor's nonessential vehicles and employees private vehicles shall not be permitted to park within the WZCZ at any time unless protected as described above.

Deviation from the above requirements shall not occur unless the Contractor has requested the deviation in writing and the Engineer has provided written approval.

Minimum WZCZ distances are measured from the edge of traveled way and will be determined as follows:

Regulatory Posted Speed	Distance From Traveled Way (Feet)
35 mph or less	10 *
40 mph	15
45 to 55 mph	20
60 mph or greater	30

* or 2-feet beyond the outside edge of sidewalk

Minimum Work Zone Clear Zone Distance

1-07.23(1) Construction Under Traffic
(May 2, 2017 APWA GSP)

Revise the third sentence of the second paragraph to read:

> Accessibility to existing or temporary pedestrian push buttons shall not be impaired; if approved by the Contracting Agency activating pedestrian recall timing or other accommodation may be allowed during construction.

1-07.24 Rights of Way
(July 23, 2015 APWA GSP)

Delete this section and replace it with the following:

> Street Right of Way lines, limits of easements, and limits of construction permits are indicated in the Plans. The Contractor's construction activities shall be confined within these limits, unless arrangements for use of private property are made.
>
> Generally, the Contracting Agency will have obtained, prior to bid opening, all rights of way and easements, both permanent and temporary, necessary for carrying out the work. Exceptions to this are noted in the Bid Documents or will be brought to the Contractor's attention by a duly issued Addendum.
>
> Whenever any of the work is accomplished on or through property other than public Right of Way, the Contractor shall meet and fulfill all covenants and stipulations of any easement agreement obtained by the Contracting Agency from the owner of the private property. Copies of the easement agreements may be included in the Contract Provisions or made available to the Contractor as soon as practical after they have been obtained by the Engineer.
>
> Whenever easements or rights of entry have not been acquired prior to advertising, these areas are so noted in the Plans. The Contractor shall not proceed with any portion of the work in areas where right of way, easements or rights of entry have not been acquired until the Engineer certifies to the Contractor that the right of way or easement is available or that the right of entry has been received. If the Contractor is delayed due to acts of omission on the part of the Contracting Agency in obtaining easements, rights of entry or right of way, the Contractor will be entitled to an extension of time. The Contractor agrees that such delay shall not be a breach of contract.

Each property owner shall be given 48 hours notice prior to entry by the Contractor. This includes entry onto easements and private property where private improvements must be adjusted.

The Contractor shall be responsible for providing, without expense or liability to the Contracting Agency, any additional land and access thereto that the Contractor may desire for temporary construction facilities, storage of materials, or other Contractor needs. However, before using any private property, whether adjoining the work or not, the Contractor shall file with the Engineer a written permission of the private property owner, and, upon vacating the premises, a written release from the property owner of each property disturbed or otherwise interfered with by reasons of construction pursued under this contract. The statement shall be signed by the private property owner, or proper authority acting for the owner of the private property affected, stating that permission has been granted to use the property and all necessary permits have been obtained or, in the case of a release, that the restoration of the property has been satisfactorily accomplished. The statement shall include the parcel number, address, and date of signature. Written releases must be filed with the Engineer before the Completion Date will be established.

1-08 PROSECUTION AND PROGRESS

Add the following new section:

1-08.0 Preliminary Matters
(May 25, 2006 APWA GSP)

Add the following new section:

1-08.0(1) Preconstruction Conference
(October 10, 2008 APWA GSP)

Prior to the Contractor beginning the work, a preconstruction conference will be held between the Contractor, the Engineer and such other interested parties as may be invited. The purpose of the preconstruction conference will be:

1. To review the initial progress schedule;
2. To establish a working understanding among the various parties associated or affected by the work;
3. To establish and review procedures for progress payment, notifications, approvals, submittals, etc.;
4. To establish normal working hours for the work;
5. To review safety standards and traffic control; and
6. To discuss such other related items as may be pertinent to the work.

The Contractor shall prepare and submit at the preconstruction conference the following:

1. A breakdown of all lump sum items;
2. A preliminary schedule of working drawing submittals; and
3. A list of material sources for approval if applicable.

Add the following new section:

1-08.0(2) Hours of Work
(December 8, 2014 APWA GSP)

Except in the case of emergency or unless otherwise approved by the Engineer, the normal working hours for the Contract shall be any consecutive 8-hour period between 7:00 a.m. and 6:00 p.m. Monday through Friday, exclusive of a lunch break. If the Contractor desires different than the normal working hours stated above, the request must be submitted in writing prior to the preconstruction conference, subject to the provisions below. The working hours for the Contract shall be established at or prior to the preconstruction conference.

All working hours and days are also subject to local permit and ordinance conditions (such as noise ordinances).

If the Contractor wishes to deviate from the established working hours, the Contractor shall submit a written request to the Engineer for consideration. This request shall state what hours are being requested, and why. Requests shall be submitted for review no later than 2 days prior to the day(s) the Contractor is requesting to change the hours.

If the Contracting Agency approves such a deviation, such approval may be subject to certain other conditions, which will be detailed in writing. For example:

1. On non-Federal aid projects, requiring the Contractor to reimburse the Contracting Agency for the costs in excess of straight-time costs for Contracting Agency representatives who worked during such times. (The Engineer may require designated representatives to be present during the work. Representatives who may be deemed necessary by the Engineer include, but are not limited to: survey crews; personnel from the Contracting Agency's material testing lab; inspectors; and other Contracting Agency employees or third party consultants when, in the opinion of the Engineer, such work necessitates their presence.)
2. Considering the work performed on Saturdays, Sundays, and holidays as working days with regard to the contract time.
3. Considering multiple work shifts as multiple working days with respect to contract time even though the multiple shifts occur in a single 24-hour period.
4. If a 4-10 work schedule is requested and approved the non working day for the week will be charged as a working day.

5. If Davis Bacon wage rates apply to this Contract, all requirements must be met and recorded properly on certified payroll

1-08.4 Prosecution of Work

Delete this section in its entirety, and replace it with the following:

1-08.4 Notice to Proceed and Prosecution of Work
(July 23, 2015 APWA GSP)

Notice to Proceed will be given after the contract has been executed and the contract bond and evidence of insurance have been approved and filed by the Contracting Agency. The Contractor shall not commence with the work until the Notice to Proceed has been given by the Engineer. The Contractor shall commence construction activities on the project site within ten days of the Notice to Proceed Date, unless otherwise approved in writing. The Contractor shall diligently pursue the work to the physical completion date within the time specified in the contract. Voluntary shutdown or slowing of operations by the Contractor shall not relieve the Contractor of the responsibility to complete the work within the time(s) specified in the contract.

When shown in the Plans, the first order of work shall be the installation of high visibility fencing to delineate all areas for protection or restoration, as described in the Contract. Installation of high visibility fencing adjacent to the roadway shall occur after the placement of all necessary signs and traffic control devices in accordance with 1-10.1(2). Upon construction of the fencing, the Contractor shall request the Engineer to inspect the fence. No other work shall be performed on the site until the Contracting Agency has accepted the installation of high visibility fencing, as described in the Contract.

1-08.5 Time for Completion
(January 2, 2018, KC GSP)

Revise the third and fourth paragraphs to read:

Contract time shall begin on the first working day following <u>the Notice to Proceed Date</u>.

Each working day shall be charged to the contract as it occurs, until the contract work is physically complete. If substantial completion has been granted and all the authorized working days have been used, charging of working days will cease. Each week the Engineer will provide the Contractor a statement that shows the number of working days: (1) charged to the contract the week before; (2) specified for the physical completion of the contract; and (3) remaining for the physical completion of the contract. The statement will also show the

nonworking days and any partial or whole day the Engineer declares as unworkable. Within 10 calendar days after the date of each statement, the Contractor shall file a written protest of any alleged discrepancies in it. To be considered by the Engineer, the protest shall be in sufficient detail to enable the Engineer to ascertain the basis and amount of time disputed. By not filing such detailed protest in that period, the Contractor shall be deemed as having accepted the statement as correct. If the Contractor is approved to work 10 hours a day and 4 days a week (a 4-10 schedule) and the fifth day of the week in which a 4-10 shift is worked would ordinarily be charged as a working day then the fifth day of that week will be charged as a working day whether or not the Contractor works on that day.

Revise the sixth paragraph to read:

The Engineer will give the Contractor written notice of the completion date of the contract after all the Contractor's obligations under the contract have been performed by the Contractor. The following events must occur before the Completion Date can be established:

1. The physical work on the project must be complete; and
2. The Contractor must furnish all documentation required by the contract and required by law, to allow the Contracting Agency to process final acceptance of the contract. The following documents must be received by the Project Engineer prior to establishing a completion date:
    a. Certified Payrolls (per Section 1-07.9(5)).
    b. Material Acceptance Certification Documents
    c. Monthly Reports of Amounts Credited as DBE Participation, as required by the Contract Provisions.
    d. Final Contract Voucher Certification
    e. Copies of the approved "Affidavit of Prevailing Wages Paid" for the Contractor and all Subcontractors
    f. A copy of the Notice of Termination sent to the Washington State Department of Ecology (Ecology); the elapse of 30 calendar days from the date of receipt of the Notice of Termination by Ecology; and no rejection of the Notice of Termination by Ecology. This requirement will not apply if the Construction Stormwater General Permit is transferred back to the Contracting Agency in accordance with Section 8-01.3(16).
    g. Property owner releases per Section 1-07.24

(March 13, 1995 WSDOT GSP, Option 7)
Supplement this section with the following:

This project shall be physically completed within **15 WORKING DAYS**.

1-08.9 Liquidated Damages
(August 14, 2013 APWA GSP)

Revise the fourth paragraph to read:

> When the Contract Work has progressed to Substantial Completion as defined in the Contract, the Engineer may determine that the work is Substantially Complete. The Engineer will notify the Contractor in writing of the Substantial Completion Date. For overruns in Contract time occurring after the date so established, the formula for liquidated damages shown above will not apply. For overruns in Contract time occurring after the Substantial Completion Date, liquidated damages shall be assessed on the basis of direct engineering and related costs assignable to the project until the actual Physical Completion Date of all the Contract Work. The Contractor shall complete the remaining Work as promptly as possible. Upon request by the Project Engineer, the Contractor shall furnish a written schedule for completing the physical Work on the Contract.

1-09 MEASUREMENT AND PAYMENT

1-09.2(5) Measurement
(May 2, 2017 APWA GSP)

Revise the first paragraph to read:

> **Scale Verification Checks** – At the Engineer's discretion, the Engineer may perform verification checks on the accuracy of each batch, hopper, or platform scale used in weighing contract items of Work.

1-09.6 Force Account
(October 10, 2008 APWA GSP)

Supplement this section with the following:

> The Contracting Agency has estimated and included in the Proposal, dollar amounts for all items to be paid per force account, only to provide a common proposal for Bidders. All such dollar amounts are to become a part of Contractor's total bid. However, the Contracting Agency does not warrant expressly or by implication that the actual amount of work will correspond with those estimates. Payment will be made on the basis of the amount of work actually authorized by Engineer.

1-09.9 Payments
(March 13, 2012 APWA GSP)

Delete the first four paragraphs and replace them with the following:

The basis of payment will be the actual quantities of Work performed according to the Contract and as specified for payment.

The Contractor shall submit a breakdown of the cost of lump sum bid items at the Preconstruction Conference, to enable the Project Engineer to determine the Work performed on a monthly basis. A breakdown is not required for lump sum items that include a basis for incremental payments as part of the respective Specification. Absent a lump sum breakdown, the Project Engineer will make a determination based on information available. The Project Engineer's determination of the cost of work shall be final.

Progress payments for completed work and material on hand will be based upon progress estimates prepared by the Engineer. A progress estimate cutoff date will be established at the preconstruction conference.

The initial progress estimate will be made not later than 30 days after the Contractor commences the work, and successive progress estimates will be made every month thereafter until the Completion Date. Progress estimates made during progress of the work are tentative, and made only for the purpose of determining progress payments. The progress estimates are subject to change at any time prior to the calculation of the final payment.

The value of the progress estimate will be the sum of the following:

1. Unit Price Items in the Bid Form — the approximate quantity of acceptable units of work completed multiplied by the unit price.
2. Lump Sum Items in the Bid Form — based on the approved Contractor's lump sum breakdown for that item, or absent such a breakdown, based on the Engineer's determination.
3. Materials on Hand — 100 percent of invoiced cost of material delivered to Job site or other storage area approved by the Engineer.
4. Change Orders — entitlement for approved extra cost or completed extra work as determined by the Engineer.

Progress payments will be made in accordance with the progress estimate less:

1. Retainage per Section 1-09.9(1), on non FHWA-funded projects;
2. The amount of progress payments previously made; and
3. Funds withheld by the Contracting Agency for disbursement in accordance with the Contract Documents.

Progress payments for work performed shall not be evidence of acceptable performance or an admission by the Contracting Agency that any work has been satisfactorily completed. The determination of payments under the contract will be final in accordance with Section 1-05.1.

1-09.11(3) Time Limitation and Jurisdiction
(July 23, 2015 APWA GSP)

Revise this section to read*:*

> For the convenience of the parties to the Contract it is mutually agreed by the parties that any claims or causes of action which the Contractor has against the Contracting Agency arising from the Contract shall be brought within 180 calendar days from the date of final acceptance (Section 1-05.12) of the Contract by the Contracting Agency; and it is further agreed that any such claims or causes of action shall be brought only in the Superior Court of the county where the Contracting Agency headquarters is located, provided that where an action is asserted against a county, RCW 36.01.05 shall control venue and jurisdiction. The parties understand and agree that the Contractor's failure to bring suit within the time period provided, shall be a complete bar to any such claims or causes of action. It is further mutually agreed by the parties that when any claims or causes of action which the Contractor asserts against the Contracting Agency arising from the Contract are filed with the Contracting Agency or initiated in court, the Contractor shall permit the Contracting Agency to have timely access to any records deemed necessary by the Contracting Agency to assist in evaluating the claims or action.

1-09.13 Claims Resolution

1-09.13(3)A Administration of Arbitration
(July 23, 2015 APWA GSP)

Revise the third paragraph to read:

> The Contracting Agency and the Contractor mutually agree to be bound by the decision of the arbitrator, and judgment upon the award rendered by the arbitrator may be entered in the Superior Court of the county in which the Contracting Agency's headquarters is located, provided that where claims subject to arbitration are asserted against a county, RCW 36.01.05 shall control venue and jurisdiction of the Superior Court. The decision of the arbitrator and the specific basis for the decision shall be in writing. The arbitrator shall use the Contract as a basis for decisions.

1-10 TEMPORARY TRAFFIC CONTROL

1-10.2 Traffic Control Management

1-10.2(1) General
(January 3, 2017 WSDOT GSP)

Supplement this section with the following:

Only training with WSDOT TCS card and WSDOT training curriculum is recognized in the State of Washington. The Traffic Control Supervisor shall be certified by one of the following:

The Northwest Laborers-Employers Training Trust
27055 Ohio Ave.
Kingston, WA 98346
(360) 297-3035

Evergreen Safety Council
12545 135th Ave. NE
Kirkland, WA 98034-8709
1-800-521-0778

The American Traffic Safety Services Association
15 Riverside Parkway, Suite 100
Fredericksburg, Virginia 22406-1022
Training Dept. Toll Free (877) 642-4637
Phone: (540) 368-1701

1-10.2(2) Traffic Control Plans (TCP)
(May 3, 2017 KC GSP)

Supplement this section with the following:

Development of Traffic Control Plans
Development of a Traffic Control Plan shall be the responsibility of the Contractor. Example Standard Plans have been attached to this document for the Contractor's use in developing this Plan. The Contractor shall submit their Traffic Control Plan for the Engineer's review 5 working days prior to the Preconstruction Meeting. The Engineer shall review the Plan and at the Preconstruction Meeting give written approval or discuss the revisions required. Subsequent reviews or revisions, if required, shall be accomplished by the Engineer within 5 working days after submittal. No work shall be undertaken until the Contractor has written approval of the Traffic Control Plan.

1-10.4 Measurement

1-10.4(1) Lump Sum Bid for Project (No Unit Items)
(August 2, 2004 WSDOT GSP)

Supplement this section with the following:

The proposal contains the item "Project Temporary Traffic Control", per lump sum. The provisions of Section 1-10.4(1) shall apply.

DIVISION 7 DRAINAGE STRUCTURES, STORM SEWERS, STORM SEWERS, SANITARY SEWERS, WATERMAINS AND CONDUITS

7-20 CCCP LINING STORM SEWER PIPE
(February 5, 2018 KC GSP)

The work specified herein consists of the repair of storm sewers by the installation of a cementitious lining centrifugally cast in place for the waterproofing, sealing, structural reinforcement and corrosion protection of existing concrete storm sewer pipe, corrugated steel storm sewer pipe, and other material storm sewer pipe. The centrifugally cast concrete pipe (CCCP) liner should extend over the specified length forming a continuous concrete pipe within a pipe.

7-20.1 Description

7-20.1(1) These repair means and methods may be engineered for the depth, diameter, shape, traffic loading, groundwater pressures and condition of each pipe segment.

7-20.1(2) This specification references the following ASTM standards which are made a part hereof by such reference and shall be the latest edition and revision thereof. In the event that there are found to be conflicting requirements between this specification and these referenced documents, this specification will govern.

ASTM C-76	Standard Specification for Fly ash content in Reinforced Concrete Culvert, Storm Drain, and Sewer Pipe not to exceed 10% by weight (Fly ash is unstable and less predictable batch to batch)
ASTM C-109	Standard Test Method for Compressive Strength of Hydraulic Cement Mortars
ASTM C-157	Modified Standard Test Method for Length Change of Hardened Hydraulic Cement Mortar and Concrete
ASTM C-293	Standard Test Method for Flexural Strength of Concrete (Using Simple Beam with Center-Point Loading)
ASTM C-309	Standard Specification for Liquid Membrane-Forming Compounds for Curing Concrete
ASTM C-403	Standard Test Method for Time of Setting of Concrete Mixtures by Penetration Resistance
ASTM C-469	Standard Test Method for Static Modulus of Elasticity should be no greater than 5,000,000 psi. (To avoid overly brittle liner) and Poisson's Ratio of Concrete in Compression
ASTM C-496	Standard Test Method for Splitting Tensile Strength of Cylindrical Concrete Specimens
ASTM C-882	Standard Test Method for Bond Strength of Epoxy Systems Used with Concrete by Slant Shear

ASTM C-666	Standard Test Method for Resistance of Concrete to Rapid Freezing and Thawing
ASTM C-1090	Standard Test Method for Measuring Changes in Height of Cylindrical Specimens of Hydraulic-Cement Grout 0 change in 28 days. (Eliminates concern over shrinkage)
ASTM D-4783	Standard Test Methods for Resistance of Adhesive Preparations in Container to Attack by Bacteria, Yeast, and Fungi (Modified)

7-20.1(3) Safety: The Contractor shall carry out his operations in strict accordance with all applicable OSHA standards. Particular attention is drawn to those safety requirements involving entering confined spaces.

7-20.1(4) Flow Control: The Contractor, when required, shall provide for the flow of water around the storm sewer where the rehabilitation is located. The bypass shall be made by damming the line at the upstream end and diverting the flow into an adjacent pipe barrel or by pumping.

7-20.1(5) TV Inspection: Inspection of pipelines shall be performed by experienced personnel trained in locating breaks and obstacles by closed-circuit television. The interior of the pipeline shall be carefully inspected to determine the location of any conditions which may prevent proper installation, and it shall be noted so that these conditions can be corrected. A videotape and suitable log shall be kept for later reference by the owner.

7-20.1(6) Obstruction Removal: It shall be the responsibility of the Contractor to clear the line of obstructions such as solids, dropped joints, roots or collapsed pipe that will prevent installation of the liner. If an internal inspection reveals an obstruction that cannot be removed by conventional cleaning equipment, then the Contractor shall notify the Project Engineer. The Project Engineer may delete the work, or instruct the Contractor to make a point repair excavation to remove or repair the obstruction. Such excavation shall be approved in writing by the Project Engineer prior to the commencement of the work and shall be considered as a separate pay item.

7-20.1(7) Infiltration Control: Areas of water seepage shall be sealed off with Spetec polyurethane grout or another approved method. Pools of water shall be removed; however, a dry surface is not required. The Contractor shall patch holes and fill voids in and around existing pipe as directed by the Engineer.

7-20.1(8) Cleaning: It shall be the responsibility of the Contractor to remove all debris from the storm sewer. The interior surface shall be cleaned with a high-pressure water-blast sufficient to remove all laitance and loose material and flush debris from the pipe. Upon final inspection the pipe shall be free of sand, dirt and all other laitance that may impeded the placement of the lining material.

7-20.2 Materials

7-20.2(1) The materials of the cementitious lining work shall meet the following requirements:

(A) <u>Invert Repair Mortar</u>

The material used in the repair of the missing or deteriorated pipe invert shall be an ultra-high strength, high build, abrasion resistant and corrosion resistant mortar, based on advanced cements and additives including rust inhibitors. This material shall be PERMACAST PL-12,000, or an approved equal. It shall be mixed with the appropriate amount of water to create a self-consolidating free flowing material that develops a high 24-hour compressive strength and adhesion.

The finished, hardened material shall be dense and highly impermeable; the result of a complex formulation of mineral, organic and densifying agents and sophisticated chemical admixtures. Graded quartz sands shall be used to enhance particle packing and further improve the fluidity and hardened density. The composition shall possess excellent thin-section toughness, a high modulus of elasticity in flexure and strong self-bonding capability.

Physical Properties

Set Time at 70 °F ASTM C-403
Initial Set .....Approx. 150 minutes
Final Set.....Approx. 240 minutes
Flexural Strength ASTM C-293
24 hours ..... min. 800 psi
28 days..... min.1200 psi
Compressive Strength ASTM C-109
24 hours .....5,000 psi
28 days.....11,500 psi
Split Tensile Strength ASTM C-496.....700 psi
Shear Bond ASTM C-882.....1,720 psi
Modulus of Elasticity ASTM C-469
28 days.....min. 3.48 10^6 psi
Freeze Thaw ASTM C-666.....300 Cycle Pass
Chloride Permeability ASTM C-1202..... <550 Coulombs

(B) <u>Pipe Lining Mortar</u>

The pipe lining material shall be a high strength, high build, abrasion resistant and corrosion resistant mortar, based on advanced cements and additives. When mixed with the appropriate amount of water, a paste-like material which can be sprayed, cast or pumped into areas ¼ inch and larger shall be obtainable. The pipe lining material shall be the PERMACAST PL-8,000 material, or approved equal.

The hardened, finished liner shall be a dense and highly impermeable pipe within a pipe. The above stated performance shall be achieved by a complex formulation of mineral, organic and densifying agents and sophisticated chemical admixtures including rust inhibitors. Graded quartz sands are to be used to enhance particle packing and further improve the fluidity and hardened density. The resultant composition shall possess excellent thin-section toughness, a high modulus of elasticity in flexure and strong self-bonding capabilities. Fibers are to be added as an aid to the centrifugal casting process, for increased cohesion and to enhance flexural strength.

The water content shall be adjusted to achieve consistencies ranging from plastic to modeling clay. The lining mortar shall be capable of being cast against soil, metals, wood, plastic or other normal construction materials.

The physical properties of the lining mortar shall be as follows:

Physical Properties

Set Time at 70 °F ASTM C-403
Initial Set ..... Approx. 150 minutes
Final Set ..... Approx. 240 minutes
Flexural Strength ASTM C-293
24 hours ..... min. 600 psi
28 days ..... min.1,080 psi
Compressive Strength ASTM C-109
24 hours ..... 3,000 psi
28 days ..... 8,000 psi
Split Tensile Strength ASTM C-496 ..... 682 psi
Shear Bond ASTM C-882 ..... 2,100 psi
Modulus of Elasticity ASTM C-469
28 days ..... min. 3.56 10^6 psi
Freeze Thaw ASTM C-666 ..... 300 Cycle Pass

7-20.3 Construction Requirements

7-20.3(1) Wall Thickness Design

The wall thickness design shall be based upon the compressive and bending strength of the liner material. The design loading shall be the sum of any changes in the cover depth after the liner's installation and the appropriate highway truck loading for the storm sewer pipe taking into account the type of soil used for the road's fill and the type of pavement structure (rigid or flexible). The calculated minimum finished thickness of the liner shall be based on a maximum possible crack width of 0.0625-inches with a factor of safety of 2.0.

The Liner thickness shall be applied to a thickness of ½-inch and at no point shall it be less than the required minimum of ½-inch. For structural plate pipe materials, the

cover over the projecting bolts shall be a minimum of ½-inch, making the minimum applied thickness for these pipes 1.0-inches. As Per ASTM A979 this thickness is to be measured from the I.D. of the pipe, or top of the inward corrugation's crest.

7-20.3(2) Centrifugally Cast Concrete Pipe (CCCP) Installation

Equipment

Mortar mixers, compressors and pumps are standard commercial models. The high-speed, rotating applicator device is used to provide a densely compacted liner of uniform thickness and thorough coverage.

Mixing

The Contractor shall combine 50 pounds of the packaged dry mix with the Manufacturer's specified amount of potable water with mixing to be accomplished with a high-speed shear type mixer until proper consistency is obtained. The Contractor shall continue to agitate the mortar to prevent thickening beyond the desired fluidity. The working time is approximately 30 minutes depending upon the ambient conditions.

Application

The Contractor shall position the bi-directional rotating casting applicator within the storm sewer pipe as required by the Manufacturer and commence pumping the mortar. As the mortar begins to be centrifugally cast evenly around the interior, the Contractor shall retrieve the applicator head at the best speed for applying the thickness that has been specified. If the mortar flow is interrupted for any reason, the Contractor shall arrest the retrieval of the applicator head until the mortar flow is restored. Throughout the application process the Contractor shall verify the thickness using an appropriate tool.

Hot Weather Application (Above 80°F)

The Contractor shall not apply the mortars when the ambient air and/or surface temperature of the storm sewer pipe is 100° F or higher. Shade the material and prepared the surface to keep it cool.

To extend the working time of the mortar when the ambient air temperature is 80°F or higher, but below 100°F, the Contractor is advised to combine the mortar mix material with cool or ice-cooled water. When working at these elevated temperatures, the Contractor shall make certain that the substrate is saturated surface-dry (SSD) before the mortar lining application begins.

Cold Weather Application (Above 45°F):

The Contractor shall not apply the mortars when ambient air temperatures are expected to fall below 45°F within 72 hours of placement. Both the ambient air and substrate temperatures must be at least 45°F at the time of placement.

Low substrate and ambient air temperatures will slow down the rate of set and strength development. At temperatures below 65°F, the Contractor is advised to warm the material, water, and substrate. Properly ventilate the area when heating. Protect the new liner from freezing.

Curing/Finishing

The Contractor shall use an ASTM C309 conforming curing compound such as 1315 Sealer or other approved equal.

7-20.3(3) Submittals

All submittals shall conform to the requirements in this and other sections of the Contract Documents. If not required elsewhere, the following minimum submittals shall be required:

Reference submittals

Contractor certification verifying 5 years of experience
Lining System certification; including third-party references

Materials data submittals

Repair mortar material; including technical data sheet
Lining mortar material; including technical datasheet and third-party testing completed.

7-20.3(4) Materials Handling

The bags of the mortar materials shall be stored in a cool, dry location until the Contractor is ready to use the material.

7-20.3(5) Quality Assurance and Acceptance

A minimum of two test cubes of the mortar material shall be taken randomly as directed by the inspector at owner’s expense to verify strengths. Thickness can be verified with a wet gage at any random point of the new interior surface. Any areas found to be thinner than the specified minimum shall immediately receive additional material. Visual inspection should verify a leak-free, uniform appearance.

7-20.4 Measurement

The length of storm sewer pipe will be the number of linear feet of completed lining measured along the invert. The number of linear feet will be measured from the inside face of catch basins and similar type Structures.

7-20.5 Payment

Payment will be made for each of the following Bid items that are included in the proposal:

"Invert Repair", per cubic yard.

The unit contract price per cubic yard for invert repair shall be full pay for all Work to complete the restoration of the existing structure bottom prior to lining.

"CCCP Lining Storm Sewer Pipe", per linear foot

The unit contract price per linear foot for lining storm sewer pipe shall be full pay for all Work to complete the installation in place, including but not limited to flow control, TV inspection, obstruction removal, infiltration control, cleaning, pipe liner, liner reinforcement, fittings, seals, specified joint system, filling embankment voids and backfilling.

DIVISION 8 MISCELLANEOUS CONSTRUCTION

8-34 DEWATERING
(February 5 2018 KC GSP)

8-34.1 Description
This work shall consist of providing a complete dewatering system.

8-34.3 Construction Requirements
A Dewatering Plan shall be prepared by the Contractor and submitted to the Engineer at least 5 working days prior to the Pre-construction meeting for review and approval. The Engineer will have 10 working days from receipt to review the plans. If revisions are required, the Engineer will have another 10 working days to review each submitted plan until a plan is accepted. No work on the Dewatering System or any in-water work shall be undertaken by the Contractor until the plans have been approved by the Engineer in writing.

The Contractor's Dewatering Plan shall include provisions for operating the systems 24 hours a day during the period for which these operations are needed including secondary operations in the event that the primary system fails. The Contractor shall be available to address any system failures within two hours of notification by the Engineer.

Upon completion of the work requiring the Dewatering Plan, the Contractor shall promptly remove all materials, equipment and debris as directed by the Engineer. Removal and disposal of surplus material and debris remaining from the Dewatering Plan shall be considered included in this item of work as provided for in section 2-03.3(7) Disposal of Surplus Material of these Special Provisions.

Dewatering operations shall be conducted in a manner that does not violate State Water Quality Standards. All costs for construction, operation, and removal of dewatering facilities shall be incidental to associated items.

8-34.5 Payment
Payment for the Dewatering Plan is incidental to "CCCP Lining Storm Sewer Pipe" that is described in Section 7-20.

THIS PAGE INTENTIONALLY LEFT BLANK

ATTACHMENT A. PREVAILING WAGE RATES, BENEFIT CODE KEY & SUPPLEMENTAL TO WAGE RATES

THIS PAGE INTENTIONALLY LEFT BLANK

2018 Prevailing Wage Rates for Kitsap County
For more information goto: https://fortress.wa.gov/lni/wagelookup/prvWagelookup.aspx

County	Trade	Job Classification	Wage	Holiday	Overtime	Notes
Kitsap	Carpenters	Acoustical Worker	$57.18	5D	4C	
Kitsap	Carpenters	Bridge, Dock And Wharf Carpenters	$57.18	5D	4C	
Kitsap	Carpenters	Carpenter	$57.18	5D	4C	
Kitsap	Carpenters	Carpenters on Stationary Tools	$57.31	5D	4C	
Kitsap	Carpenters	Creosoted Material	$57.28	5D	4C	
Kitsap	Carpenters	Floor Finisher	$57.18	5D	4C	
Kitsap	Carpenters	Floor Layer	$57.18	5D	4C	
Kitsap	Carpenters	Scaffold Erector	$57.18	5D	4C	
Kitsap	Cement Masons	Journey Level	$57.21	7A	1M	
Kitsap	Electricians - Motor Shop	Craftsman	$15.37		1	
Kitsap	Electricians - Motor Shop	Journey Level	$14.69		1	
Kitsap	Flaggers	Journey Level	$39.48	7A	3I	
Kitsap	Hod Carriers & Mason Tenders	Journey Level	$48.02	7A	3I	
Kitsap	Inspection/Cleaning/Sealing Of Sewer & Water Systems By Remote Control	Cleaner Operator, Foamer Operator	$11.50		1	
Kitsap	Inspection/Cleaning/Sealing Of Sewer & Water Systems By Remote Control	Grout Truck Operator	$11.50		1	
Kitsap	Inspection/Cleaning/Sealing Of Sewer & Water Systems By Remote Control	Head Operator	$12.78		1	
Kitsap	Inspection/Cleaning/Sealing Of Sewer & Water Systems By Remote Control	Tv Truck Operator	$24.17		1	
Kitsap	Ironworkers	Journeyman	$67.88	7N	1O	
Kitsap	Laborers	Air, Gas Or Electric Vibrating Screed	$46.57	7A	3I	
Kitsap	Laborers	Airtrac Drill Operator	$48.02	7A	3I	
Kitsap	Laborers	Ballast Regular Machine	$46.57	7A	3I	
Kitsap	Laborers	Batch Weighman	$39.48	7A	3I	
Kitsap	Laborers	Brick Pavers	$46.57	7A	3I	
Kitsap	Laborers	Brush Cutter	$46.57	7A	3I	
Kitsap	Laborers	Brush Hog Feeder	$46.57	7A	3I	
Kitsap	Laborers	Burner	$46.57	7A	3I	
Kitsap	Laborers	Caisson Worker	$48.02	7A	3I	
Kitsap	Laborers	Carpenter Tender	$46.57	7A	3I	
Kitsap	Laborers	Caulker	$46.57	7A	3I	
Kitsap	Laborers	Cement Dumper-paving	$47.44	7A	3I	
Kitsap	Laborers	Cement Finisher Tender	$46.57	7A	3I	
Kitsap	Laborers	Change House Or Dry Shack	$46.57	7A	3I	
Kitsap	Laborers	Chipping Gun (under 30 Lbs.)	$46.57	7A	3I	
Kitsap	Laborers	Chipping Gun(30 Lbs. And Over)	$47.44	7A	3I	
Kitsap	Laborers	Choker Setter	$46.57	7A	3I	
Kitsap	Laborers	Chuck Tender	$46.57	7A	3I	
Kitsap	Laborers	Clary Power Spreader	$47.44	7A	3I	
Kitsap	Laborers	Clean-up Laborer	$46.57	7A	3I	
Kitsap	Laborers	Concrete Dumper/chute Operator	$47.44	7A	3I	
Kitsap	Laborers	Concrete Form Stripper	$46.57	7A	3I	
Kitsap	Laborers	Concrete Placement Crew	$47.44	7A	3I	
Kitsap	Laborers	Concrete Saw Operator/core Driller	$47.44	7A	3I	
Kitsap	Laborers	Crusher Feeder	$39.48	7A	3I	
Kitsap	Laborers	Curing Laborer	$46.57	7A	3I	
Kitsap	Laborers	Demolition: Wrecking & Moving (incl. Charred Material)	$46.57	7A	3I	
Kitsap	Laborers	Ditch Digger	$46.57	7A	3I	
Kitsap	Laborers	Diver	$48.02	7A	3I	
Kitsap	Laborers	Drill Operator (hydraulic,diamond)	$47.44	7A	3I	
Kitsap	Laborers	Dry Stack Walls	$46.57	7A	3I	

2018 Prevailing Wage Rates for Kitsap County
For more information goto: https://fortress.wa.gov/lni/wagelookup/prvWagelookup.aspx

County	Trade	Job Classification	Wage	Holiday	Overtime	Notes
Kitsap	Laborers	Dump Person	$46.57	7A	3I	
Kitsap	Laborers	Epoxy Technician	$46.57	7A	3I	
Kitsap	Laborers	Erosion Control Worker	$46.57	7A	3I	
Kitsap	Laborers	Faller & Bucker Chain Saw	$47.44	7A	3I	
Kitsap	Laborers	Fine Graders	$46.57	7A	3I	
Kitsap	Laborers	Firewatch	$39.48	7A	3I	
Kitsap	Laborers	Form Setter	$46.57	7A	3I	
Kitsap	Laborers	Gabian Basket Builders	$46.57	7A	3I	
Kitsap	Laborers	General Laborer	$46.57	7A	3I	
Kitsap	Laborers	Grade Checker & Transit Person	$48.02	7A	3I	
Kitsap	Laborers	Grinders	$46.57	7A	3I	
Kitsap	Laborers	Grout Machine Tender	$46.57	7A	3I	
Kitsap	Laborers	Groutmen (pressure)including Post Tension Beams	$47.44	7A	3I	
Kitsap	Laborers	Guardrail Erector	$46.57	7A	3I	
Kitsap	Laborers	Hazardous Waste Worker (level A)	$48.02	7A	3I	
Kitsap	Laborers	Hazardous Waste Worker (level B)	$47.44	7A	3I	
Kitsap	Laborers	Hazardous Waste Worker (level C)	$46.57	7A	3I	
Kitsap	Laborers	High Scaler	$48.02	7A	3I	
Kitsap	Laborers	Jackhammer	$47.44	7A	3I	
Kitsap	Laborers	Laserbeam Operator	$47.44	7A	3I	
Kitsap	Laborers	Maintenance Person	$46.57	7A	3I	
Kitsap	Laborers	Manhole Builder-mudman	$47.44	7A	3I	
Kitsap	Laborers	Material Yard Person	$46.57	7A	3I	
Kitsap	Laborers	Motorman-dinky Locomotive	$47.44	7A	3I	
Kitsap	Laborers	Nozzleman	$47.44	7A	3I	
Kitsap	Laborers	Pavement Breaker	$47.44	7A	3I	
Kitsap	Laborers	Pilot Car	$39.48	7A	3I	
Kitsap	Laborers	Pipe Layer Lead	$48.02	7A	3I	
Kitsap	Laborers	Pipe Layer/tailor	$47.44	7A	3I	
Kitsap	Laborers	Pipe Pot Tender	$47.44	7A	3I	
Kitsap	Laborers	Pipe Reliner	$47.44	7A	3I	
Kitsap	Laborers	Pipe Wrapper	$47.44	7A	3I	
Kitsap	Laborers	Pot Tender	$46.57	7A	3I	
Kitsap	Laborers	Powderman	$48.02	7A	3I	
Kitsap	Laborers	Powderman's Helper	$46.57	7A	3I	
Kitsap	Laborers	Power Jacks	$47.44	7A	3I	
Kitsap	Laborers	Railroad Spike Puller - Power	$47.44	7A	3I	
Kitsap	Laborers	Raker - Asphalt	$48.02	7A	3I	
Kitsap	Laborers	Re-timberman	$48.02	7A	3I	
Kitsap	Laborers	Remote Equipment Operator	$47.44	7A	3I	
Kitsap	Laborers	Rigger/signal Person	$47.44	7A	3I	
Kitsap	Laborers	Rip Rap Person	$46.57	7A	3I	
Kitsap	Laborers	Rivet Buster	$47.44	7A	3I	
Kitsap	Laborers	Rodder	$47.44	7A	3I	
Kitsap	Laborers	Scaffold Erector	$46.57	7A	3I	
Kitsap	Laborers	Scale Person	$46.57	7A	3I	
Kitsap	Laborers	Sloper (over 20)"	$47.44	7A	3I	
Kitsap	Laborers	Sloper Sprayer	$46.57	7A	3I	
Kitsap	Laborers	Spreader (concrete)	$47.44	7A	3I	

County	Trade	Job Classification	Wage	Holiday	Overtime	Notes
Kitsap	Laborers	Stake Hopper	$46.57	7A	3I	
Kitsap	Laborers	Stock Piler	$46.57	7A	3I	
Kitsap	Laborers	Tamper & Similar Electric, Air & Gas Operated Tools	$47.44	7A	3I	
Kitsap	Laborers	Tamper (multiple & Self-propelled)	$47.44	7A	3I	
Kitsap	Laborers	Timber Person - Sewer (lagger, Shorer & Cribber)	$47.44	7A	3I	
Kitsap	Laborers	Toolroom Person (at Jobsite)	$46.57	7A	3I	
Kitsap	Laborers	Topper	$46.57	7A	3I	
Kitsap	Laborers	Track Laborer	$46.57	7A	3I	
Kitsap	Laborers	Track Liner (power)	$47.44	7A	3I	
Kitsap	Laborers	Traffic Control Laborer	$42.22	7A	3I	8R
Kitsap	Laborers	Traffic Control Supervisor	$42.22	7A	3I	8R
Kitsap	Laborers	Truck Spotter	$46.57	7A	3I	
Kitsap	Laborers	Tugger Operator	$47.44	7A	3I	
Kitsap	Laborers	Tunnel Work-Compressed Air Worker 0-30 psi	$92.60	7A	3I	8Q
Kitsap	Laborers	Tunnel Work-Compressed Air Worker 30.01-44.00 psi	$97.63	7A	3I	8Q
Kitsap	Laborers	Tunnel Work-Compressed Air Worker 44.01-54.00 psi	$101.31	7A	3I	8Q
Kitsap	Laborers	Tunnel Work-Compressed Air Worker 54.01-60.00 psi	$107.01	7A	3I	8Q
Kitsap	Laborers	Tunnel Work-Compressed Air Worker 60.01-64.00 psi	$109.13	7A	3I	8Q
Kitsap	Laborers	Tunnel Work-Compressed Air Worker 64.01-68.00 psi	$114.23	7A	3I	8Q
Kitsap	Laborers	Tunnel Work-Compressed Air Worker 68.01-70.00 psi	$116.13	7A	3I	8Q
Kitsap	Laborers	Tunnel Work-Compressed Air Worker 70.01-72.00 psi	$118.13	7A	3I	8Q
Kitsap	Laborers	Tunnel Work-Compressed Air Worker 72.01-74.00 psi	$120.13	7A	3I	8Q
Kitsap	Laborers	Tunnel Work-Guage and Lock Tender	$48.12	7A	3I	8Q
Kitsap	Laborers	Tunnel Work-Miner	$48.12	7A	3I	8Q
Kitsap	Laborers	Vibrator	$47.44	7A	3I	
Kitsap	Laborers	Vinyl Seamer	$46.57	7A	3I	
Kitsap	Laborers	Watchman	$35.88	7A	3I	
Kitsap	Laborers	Welder	$47.44	7A	3I	
Kitsap	Laborers	Well Point Laborer	$47.44	7A	3I	
Kitsap	Laborers	Window Washer/cleaner	$35.88	7A	3I	
Kitsap	Laborers - Underground Sewer & Water	General Laborer & Topman	$46.57	7A	3I	
Kitsap	Laborers - Underground Sewer & Water	Pipe Layer	$47.44	7A	3I	
Kitsap	Landscape Construction	Irrigation Or Lawn Sprinkler Installers	$11.50		1	
Kitsap	Landscape Construction	Landscape Equipment Operators Or Truck Drivers	$11.50		1	
Kitsap	Landscape Construction	Landscaping Or Planting Laborers	$12.92		1	
Kitsap	Metal Fabrication (In Shop)	Fitter	$26.96		1	
Kitsap	Metal Fabrication (In Shop)	Laborer	$11.50		1	
Kitsap	Metal Fabrication (In Shop)	Machine Operator	$13.83		1	
Kitsap	Metal Fabrication (In Shop)	Welder	$13.83		1	
Kitsap	Painters	Journey Level	$41.60	6Z	2B	
Kitsap	Plasterers	Journey Level	$54.89	7Q	1R	
Kitsap	Power Equipment Operators- Underground Sewer & Water	Asphalt Plant Operators	$60.49	7A	3C	8P
Kitsap	Power Equipment Operators- Underground Sewer & Water	Assistant Engineer	$56.90	7A	3C	8P
Kitsap	Power Equipment Operators- Underground Sewer & Water	Barrier Machine (zipper)	$59.96	7A	3C	8P
Kitsap	Power Equipment Operators- Underground Sewer & Water	Batch Plant Operator, Concrete	$59.96	7A	3C	8P
Kitsap	Power Equipment Operators- Underground Sewer & Water	Bobcat	$56.90	7A	3C	8P
Kitsap	Power Equipment Operators- Underground Sewer & Water	Brokk - Remote Demolition Equipment	$56.90	7A	3C	8P
Kitsap	Power Equipment Operators- Underground Sewer & Water	Brooms	$56.90	7A	3C	8P
Kitsap	Power Equipment Operators- Underground Sewer & Water	Bump Cutter	$59.96	7A	3C	8P

County	Trade	Job Classification	Wage	Holiday	Overtime	Notes
Kitsap	Power Equipment Operators- Underground Sewer & Water	Cableways	$60.49	7A	3C	8P
Kitsap	Power Equipment Operators- Underground Sewer & Water	Chipper	$59.96	7A	3C	8P
Kitsap	Power Equipment Operators- Underground Sewer & Water	Compressor	$56.90	7A	3C	8P
Kitsap	Power Equipment Operators- Underground Sewer & Water	Concrete Pump: Truck Mount With Boom Attachment Over 42 M	$60.49	7A	3C	8P
Kitsap	Power Equipment Operators- Underground Sewer & Water	Concrete Finish Machine -laser Screed	$56.90	7A	3C	8P
Kitsap	Power Equipment Operators- Underground Sewer & Water	Concrete Pump - Mounted Or Trailer High Pressure Line Pump, Pump High Pressure.	$59.49	7A	3C	8P
Kitsap	Power Equipment Operators- Underground Sewer & Water	Concrete Pump: Truck Mount With Boom Attachment Up To 42m	$59.96	7A	3C	8P
Kitsap	Power Equipment Operators- Underground Sewer & Water	Conveyors	$59.49	7A	3C	8P
Kitsap	Power Equipment Operators- Underground Sewer & Water	Cranes Friction: 200 tons and over	$62.33	7A	3C	8P
Kitsap	Power Equipment Operators- Underground Sewer & Water	Cranes: 20 Tons Through 44 Tons With Attachments	$59.96	7A	3C	8P
Kitsap	Power Equipment Operators- Underground Sewer & Water	Cranes: 100 Tons Through 199 Tons, Or 150' Of Boom (Including Jib With Attachments)	$61.10	7A	3C	8P
Kitsap	Power Equipment Operators- Underground Sewer & Water	Cranes: 200 tons- 299 tons, or 250â€™ of boom including jib with attachments	$61.72	7A	3C	8P
Kitsap	Power Equipment Operators- Underground Sewer & Water	Cranes: 300 tons and over or 300â€™ of boom including jib with attachments	$62.33	7A	3C	8P
Kitsap	Power Equipment Operators- Underground Sewer & Water	Cranes: 45 Tons Through 99 Tons, Under 150' Of Boom (including Jib With Attachments)	$60.49	7A	3C	8P
Kitsap	Power Equipment Operators- Underground Sewer & Water	Cranes: A-frame - 10 Tons And Under	$56.90	7A	3C	8P
Kitsap	Power Equipment Operators- Underground Sewer & Water	Cranes: Friction cranes through 199 tons	$61.72	7A	3C	8P
Kitsap	Power Equipment Operators- Underground Sewer & Water	Cranes: Through 19 Tons With Attachments A-frame Over 10 Tons	$59.49	7A	3C	8P
Kitsap	Power Equipment Operators- Underground Sewer & Water	Crusher	$59.96	7A	3C	8P
Kitsap	Power Equipment Operators- Underground Sewer & Water	Deck Engineer/deck Winches (power)	$59.96	7A	3C	8P
Kitsap	Power Equipment Operators- Underground Sewer & Water	Derricks, On Building Work	$60.49	7A	3C	8P
Kitsap	Power Equipment Operators- Underground Sewer & Water	Dozers D-9 & Under	$59.49	7A	3C	8P
Kitsap	Power Equipment Operators- Underground Sewer & Water	Drill Oilers: Auger Type, Truck Or Crane Mount	$59.49	7A	3C	8P
Kitsap	Power Equipment Operators- Underground Sewer & Water	Drilling Machine	$61.10	7A	3C	8P
Kitsap	Power Equipment Operators- Underground Sewer & Water	Elevator And Man-lift: Permanent And Shaft Type	$56.90	7A	3C	8P
Kitsap	Power Equipment Operators- Underground Sewer & Water	Finishing Machine, Bidwell And Gamaco & Similar Equipment	$59.96	7A	3C	8P
Kitsap	Power Equipment Operators- Underground Sewer & Water	Forklift: 3000 Lbs And Over With Attachments	$59.49	7A	3C	8P
Kitsap	Power Equipment Operators- Underground Sewer & Water	Forklifts: Under 3000 Lbs. With Attachments	$56.90	7A	3C	8P
Kitsap	Power Equipment Operators- Underground Sewer & Water	Grade Engineer: Using Blue Prints, Cut Sheets, Etc	$59.96	7A	3C	8P
Kitsap	Power Equipment Operators- Underground Sewer & Water	Gradechecker/stakeman	$56.90	7A	3C	8P
Kitsap	Power Equipment Operators- Underground Sewer & Water	Guardrail Punch	$59.96	7A	3C	8P
Kitsap	Power Equipment Operators- Underground Sewer & Water	Hard Tail End Dump Articulating Off- Road Equipment 45 Yards. & Over	$60.49	7A	3C	8P
Kitsap	Power Equipment Operators- Underground Sewer & Water	Hard Tail End Dump Articulating Off-road Equipment Under 45 Yards	$59.96	7A	3C	8P
Kitsap	Power Equipment Operators- Underground Sewer & Water	Horizontal/directional Drill Locator	$59.49	7A	3C	8P
Kitsap	Power Equipment Operators- Underground Sewer & Water	Horizontal/directional Drill Operator	$59.96	7A	3C	8P
Kitsap	Power Equipment Operators- Underground Sewer & Water	Hydralifts/boom Trucks Over 10 Tons	$59.49	7A	3C	8P
Kitsap	Power Equipment Operators- Underground Sewer & Water	Hydralifts/boom Trucks, 10 Tons And Under	$56.90	7A	3C	8P
Kitsap	Power Equipment Operators- Underground Sewer & Water	Loader, Overhead 8 Yards. & Over	$61.10	7A	3C	8P
Kitsap	Power Equipment Operators- Underground Sewer & Water	Loader, Overhead, 6 Yards. But Not Including 8 Yards	$60.49	7A	3C	8P
Kitsap	Power Equipment Operators- Underground Sewer & Water	Loaders, Overhead Under 6 Yards	$59.96	7A	3C	8P
Kitsap	Power Equipment Operators- Underground Sewer & Water	Loaders, Plant Feed	$59.96	7A	3C	8P
Kitsap	Power Equipment Operators- Underground Sewer & Water	Loaders: Elevating Type Belt	$59.49	7A	3C	8P
Kitsap	Power Equipment Operators- Underground Sewer & Water	Locomotives, All	$59.96	7A	3C	8P
Kitsap	Power Equipment Operators- Underground Sewer & Water	Material Transfer Device	$59.96	7A	3C	8P
Kitsap	Power Equipment Operators- Underground Sewer & Water	Mechanics, All (leadmen - $0.50 Per Hour Over Mechanic)	$61.10	7A	3C	8P
Kitsap	Power Equipment Operators- Underground Sewer & Water	Motor Patrol Graders	$60.49	7A	3C	8P
Kitsap	Power Equipment Operators- Underground Sewer & Water	Mucking Machine, Mole, Tunnel Drill, Boring, Road Header And/or Shield	$60.49	7A	3C	8P
Kitsap	Power Equipment Operators- Underground Sewer & Water	Oil Distributors, Blower Distribution & Mulch Seeding Operator	$56.90	7A	3C	8P
Kitsap	Power Equipment Operators- Underground Sewer & Water	Outside Hoists (elevators And Manlifts), Air Tuggers,strato	$59.49	7A	3C	8P
Kitsap	Power Equipment Operators- Underground Sewer & Water	Overhead, Bridge Type Crane: 20 Tons Through 44 Tons	$59.96	7A	3C	8P

County	Trade	Job Classification	Wage	Holiday	Overtime	Notes
Kitsap	Power Equipment Operators- Underground Sewer & Water	Overhead, Bridge Type: 100 Tons And Over	$61.10	7A	3C	8P
Kitsap	Power Equipment Operators- Underground Sewer & Water	Overhead, Bridge Type: 45 Tons Through 99 Tons	$60.49	7A	3C	8P
Kitsap	Power Equipment Operators- Underground Sewer & Water	Pavement Breaker	$56.90	7A	3C	8P
Kitsap	Power Equipment Operators- Underground Sewer & Water	Pile Driver (other Than Crane Mount)	$59.96	7A	3C	8P
Kitsap	Power Equipment Operators- Underground Sewer & Water	Plant Oiler - Asphalt, Crusher	$59.49	7A	3C	8P
Kitsap	Power Equipment Operators- Underground Sewer & Water	Posthole Digger, Mechanical	$56.90	7A	3C	8P
Kitsap	Power Equipment Operators- Underground Sewer & Water	Power Plant	$56.90	7A	3C	8P
Kitsap	Power Equipment Operators- Underground Sewer & Water	Pumps - Water	$56.90	7A	3C	8P
Kitsap	Power Equipment Operators- Underground Sewer & Water	Quad 9, Hd 41, D10 And Over	$60.49	7A	3C	8P
Kitsap	Power Equipment Operators- Underground Sewer & Water	Quick Tower - No Cab, Under 100 Feet In Height Based To Boom	$56.90	7A	3C	8P
Kitsap	Power Equipment Operators- Underground Sewer & Water	Remote Control Operator On Rubber Tired Earth Moving Equipment	$60.49	7A	3C	8P
Kitsap	Power Equipment Operators- Underground Sewer & Water	Rigger And Bellman	$56.90	7A	3C	8P
Kitsap	Power Equipment Operators- Underground Sewer & Water	Rigger/Signal Person, Bellman (Certified)	$59.49	7A	3C	8P
Kitsap	Power Equipment Operators- Underground Sewer & Water	Rollagon	$60.49	7A	3C	8P
Kitsap	Power Equipment Operators- Underground Sewer & Water	Roller, Other Than Plant Mix	$56.90	7A	3C	8P
Kitsap	Power Equipment Operators- Underground Sewer & Water	Roller, Plant Mix Or Multi-lift Materials	$59.49	7A	3C	8P
Kitsap	Power Equipment Operators- Underground Sewer & Water	Roto-mill, Roto-grinder	$59.96	7A	3C	8P
Kitsap	Power Equipment Operators- Underground Sewer & Water	Saws - Concrete	$59.49	7A	3C	8P
Kitsap	Power Equipment Operators- Underground Sewer & Water	Scraper, Self Propelled Under 45 Yards	$59.96	7A	3C	8P
Kitsap	Power Equipment Operators- Underground Sewer & Water	Scrapers - Concrete & Carry All	$59.49	7A	3C	8P
Kitsap	Power Equipment Operators- Underground Sewer & Water	Scrapers, Self-propelled: 45 Yards And Over	$60.49	7A	3C	8P
Kitsap	Power Equipment Operators- Underground Sewer & Water	Service Engineers - Equipment	$59.49	7A	3C	8P
Kitsap	Power Equipment Operators- Underground Sewer & Water	Shotcrete/gunite Equipment	$56.90	7A	3C	8P
Kitsap	Power Equipment Operators- Underground Sewer & Water	Shovel , Excavator, Backhoe, Tractors Under 15 Metric Tons.	$59.49	7A	3C	8P
Kitsap	Power Equipment Operators- Underground Sewer & Water	Shovel, Excavator, Backhoe: Over 30 Metric Tons To 50 Metric Tons	$60.49	7A	3C	8P
Kitsap	Power Equipment Operators- Underground Sewer & Water	Shovel, Excavator, Backhoes, Tractors: 15 To 30 Metric Tons	$59.96	7A	3C	8P
Kitsap	Power Equipment Operators- Underground Sewer & Water	Shovel, Excavator, Backhoes: Over 50 Metric Tons To 90 Metric Tons	$61.10	7A	3C	8P
Kitsap	Power Equipment Operators- Underground Sewer & Water	Shovel, Excavator, Backhoes: Over 90 Metric Tons	$61.72	7A	3C	8P
Kitsap	Power Equipment Operators- Underground Sewer & Water	Slipform Pavers	$60.49	7A	3C	8P
Kitsap	Power Equipment Operators- Underground Sewer & Water	Spreader, Topsider & Screedman	$60.49	7A	3C	8P
Kitsap	Power Equipment Operators- Underground Sewer & Water	Subgrader Trimmer	$59.96	7A	3C	8P
Kitsap	Power Equipment Operators- Underground Sewer & Water	Tower Bucket Elevators	$59.49	7A	3C	8P
Kitsap	Power Equipment Operators- Underground Sewer & Water	Tower Crane Up To 175' In Height Base To Boom	$61.10	7A	3C	8P
Kitsap	Power Equipment Operators- Underground Sewer & Water	Tower Crane: over 175â€™ through 250â€™ in height, base to boom	$61.72	7A	3C	8P
Kitsap	Power Equipment Operators- Underground Sewer & Water	Tower Cranes: over 250â€™ in height from base to boom	$62.33	7A	3C	8P
Kitsap	Power Equipment Operators- Underground Sewer & Water	Transporters, All Track Or Truck Type	$60.49	7A	3C	8P
Kitsap	Power Equipment Operators- Underground Sewer & Water	Trenching Machines	$59.49	7A	3C	8P
Kitsap	Power Equipment Operators- Underground Sewer & Water	Truck Crane Oiler/driver - 100 Tons And Over	$59.96	7A	3C	8P
Kitsap	Power Equipment Operators- Underground Sewer & Water	Truck Crane Oiler/driver Under 100 Tons	$59.49	7A	3C	8P
Kitsap	Power Equipment Operators- Underground Sewer & Water	Truck Mount Portable Conveyor	$59.96	7A	3C	8P
Kitsap	Power Equipment Operators- Underground Sewer & Water	Welder	$60.49	7A	3C	8P
Kitsap	Power Equipment Operators- Underground Sewer & Water	Wheel Tractors, Farmall Type	$56.90	7A	3C	8P
Kitsap	Power Equipment Operators- Underground Sewer & Water	Yo Yo Pay Dozer	$59.96	7A	3C	8P
Kitsap	Sheet Metal Workers	Journey Level (Field or Shop)	$78.17	7F	1E	
Kitsap	Sign Makers & Installers (Electrical)	Journey Level	$20.58		1	
Kitsap	Sign Makers & Installers (Non-Electrical)	Journey Level	$11.50		1	
Kitsap	Street And Parking Lot Sweeper Workers	Journey Level	$16.00		1	
Kitsap	Surveyors	Assistant Construction Site Surveyor	$59.49	7A	3C	8P
Kitsap	Surveyors	Chainman	$58.93	7A	3C	8P

2018 Prevailing Wage Rates for Kitsap County
For more information goto: https://fortress.wa.gov/lni/wagelookup/prvWagelookup.aspx

County	Trade	Job Classification	Wage	Holiday	Overtime	Notes
Kitsap	Surveyors	Construction Site Surveyor	$60.49	7A	3C	8P
Kitsap	Traffic Control Stripers	Journey Level	$45.43	7A	1K	
Kitsap	Truck Drivers	Asphalt Mix Over 16 Yards (W. WA-Joint Council 28)	$52.70	5D	3A	8L
Kitsap	Truck Drivers	Asphalt Mix To 16 Yards (W. WA-Joint Council 28)	$51.86	5D	3A	8L
Kitsap	Truck Drivers	Dump Truck	$19.60		1	
Kitsap	Truck Drivers	Dump Truck And Trailer	$19.60		1	
Kitsap	Truck Drivers	Other Trucks	$18.37		1	
Kitsap	Truck Drivers	Transit Mixer	$20.79		1	
Kitsap	Well Drillers & Irrigation Pump Installers	Irrigation Pump Installer	$13.17		1	
Kitsap	Well Drillers & Irrigation Pump Installers	Oiler	$14.08		1	
Kitsap	Well Drillers & Irrigation Pump Installers	Well Driller	$14.40		1	

Washington State Department of Labor and Industries
Policy Statement
(Regarding the Production of "Standard" or "Non-standard" Items)

Below is the department's (State L&I's) list of criteria to be used in determining whether a prefabricated item is "standard" or "non-standard". For items not appearing on WSDOT's predetermined list, these criteria shall be used by the Contractor (and the Contractor's subcontractors, agents to subcontractors, suppliers, manufacturers, and fabricators) to determine coverage under RCW 39.12. The production, in the State of Washington, of non-standard items is covered by RCW 39.12, and the production of standard items is not. The production of any item outside the State of Washington is not covered by RCW 39.12.

1. Is the item fabricated for a public works project? If not, it is not subject to RCW 39.12. If it is, go to question 2.

2. Is the item fabricated on the public works jobsite? If it is, the work is covered under RCW 39.12. If not, go to question 3.

3. Is the item fabricated in an assembly/fabrication plant set up for, and dedicated primarily to, the public works project? If it is, the work is covered by RCW 39.12. If not, go to question 4.

4. Does the item require any assembly, cutting, modification or other fabrication by the supplier? If not, the work is not covered by RCW 39.12. If yes, go to question 5.

5. Is the prefabricated item intended for the public works project typically an inventory item which could reasonably be sold on the general market? If not, the work is covered by RCW 39.12. If yes, go to question 6.

6. Does the specific prefabricated item, generally defined as standard, have any unusual characteristics such as shape, type of material, strength requirements, finish, etc? If yes, the work is covered under RCW 39.12.

Any firm with questions regarding the policy, WSDOT's Predetermined List, or for determinations of covered and non-covered workers shall be directed to State L&I at (360) 902-5330.

WSDOT's
Predetermined List for
Suppliers - Manufactures - Fabricator

Below is a list of potentially prefabricated items, originally furnished by WSDOT to Washington State Department of Labor and Industries, that may be considered non-standard and therefore covered by the prevailing wage law, RCW 39.12. Items marked with an X in the "YES" column should be considered to be non-standard and therefore covered by RCW 39.12. Items marked with an X in the "NO" column should be considered to be standard and therefore not covered. Of course, exceptions to this general list may occur, and in that case shall be evaluated according to the criteria described in State and L&I's policy statement.

	ITEM DESCRIPTION	YES	NO
1.	Metal rectangular frames, solid metal covers, herringbone grates, and bi-directional vaned grates for Catch Basin Types 1, 1L, 1P, and 2 and Concrete Inlets. See Std. Plans		X
2.	Metal circular frames (rings) and covers, circular grates, and prefabricated ladders for Manhole Types 1, 2, and 3, Drywell Types 1, 2, and 3 and Catch Basin Type 2. See Std. Plans		X
3.	Prefabricated steel grate supports and welded grates, metal frames and dual vaned grates, and Type 1, 2, and 3 structural tubing grates for Drop Inlets. See Std. Plans.		X
4.	Concrete Pipe - Plain Concrete pipe and reinforced concrete pipe Class 2 to 5 sizes smaller than 60 inch diameter.		X
5.	Concrete Pipe - Plain Concrete pipe and reinforced concrete pipe Class 2 to 5 sizes larger than 60 inch diameter.		X
6.	Corrugated Steel Pipe - Steel lock seam corrugated pipe for culverts and storm sewers, sizes 30 inch to 120 inches in diameter. May also be treated, 1 thru 5.		X
7.	Corrugated Aluminum Pipe - Aluminum lock seam corrugated pipe for culverts and storm sewers, sizes 30 inch to 120 inches in diameter. May also be treated, #5.		X

	ITEM DESCRIPTION	YES	NO
8.	Anchor Bolts & Nuts - Anchor Bolts and Nuts, for mounting sign structures, luminaries and other items, shall be made from commercial bolt stock. See Contract Plans and Std. Plans for size and material type.		X
9.	Aluminum Pedestrian Handrail - Pedestrian handrail conforming to the type and material specifications set forth in the contract plans. Welding of aluminum shall be in accordance with Section 9-28.14(3).	X	
10.	Major Structural Steel Fabrication - Fabrication of major steel items such as trusses, beams, girders, etc., for bridges.	X	
11.	Minor Structural Steel Fabrication - Fabrication of minor steel Items such as special hangers, brackets, access doors for structures, access ladders for irrigation boxes, bridge expansion joint systems, etc., involving welding, cutting, punching and/or boring of holes. See Contact Plans for item description and shop drawings.	X	
12.	Aluminum Bridge Railing Type BP - Metal bridge railing conforming to the type and material specifications set forth in the Contract Plans. Welding of aluminum shall be in accordance with Section 9-28.14(3).		X
13.	Concrete Piling--Precast-Prestressed concrete piling for use as 55 and 70 ton concrete piling. Concrete to conform to Section 9-19.1 of Std. Spec..	X	
14.	Precast Manhole Types 1, 2, and 3 with cones, adjustment sections and flat top slabs. See Std. Plans.		X
15.	Precast Drywell Types 1, 2, and with cones and adjustment Sections. See Std. Plans.		X
16.	Precast Catch Basin - Catch Basin type 1, 1L, 1P, and 2 With adjustment sections. See Std. Plans.		X

	ITEM DESCRIPTION	YES	NO
17.	Precast Concrete Inlet - with adjustment sections, See Std. Plans		X
18.	Precast Drop Inlet Type 1 and 2 with metal grate supports. See Std. Plans.		X
19.	Precast Grate Inlet Type 2 with extension and top units. See Std. Plans		X
20.	Metal frames, vaned grates, and hoods for Combination Inlets. See Std. Plans		X
21.	Precast Concrete Utility Vaults - Precast Concrete utility vaults of various sizes. Used for in ground storage of utility facilities and controls. See Contract Plans for size and construction requirements. Shop drawings are to be provided for approval prior to casting		X
22.	Vault Risers - For use with Valve Vaults and Utilities X Vaults.		X
23.	Valve Vault - For use with underground utilities. See Contract Plans for details.		X
24.	Precast Concrete Barrier - Precast Concrete Barrier for use as new barrier or may also be used as Temporary Concrete Barrier. Only new state approved barrier may be used as permanent barrier.		X
25.	Reinforced Earth Wall Panels – Reinforced Earth Wall Panels in size and shape as shown in the Plans. Fabrication plant has annual approval for methods and materials to be used. See Shop Drawing. Fabrication at other locations may be approved, after facilities inspection, contact HQ. Lab.	X	
26.	Precast Concrete Walls - Precast Concrete Walls - tilt-up wall panel in size and shape as shown in Plans. Fabrication plant has annual approval for methods and materials to be used	X	

	ITEM DESCRIPTION	YES	NO
27.	Precast Railroad Crossings - Concrete Crossing Structure Slabs.	X	
28.	12, 18 and 26 inch Standard Precast Prestressed Girder – Standard Precast Prestressed Girder for use in structures. Fabricator plant has annual approval of methods and materials to be used. Shop Drawing to be provided for approval prior to casting girders. See Std. Spec. Section 6-02.3(25)A	X	
29.	Prestressed Concrete Girder Series 4-14 - Prestressed Concrete Girders for use in structures. Fabricator plant has annual approval of methods and materials to be used. Shop Drawing to be provided for approval prior to casting girders. See Std. Spec. Section 6-02.3(25)A .	X	
30.	Prestressed Tri-Beam Girder - Prestressed Tri-Beam Girders for use in structures. Fabricator plant has annual approval of methods and materials to be used. Shop Drawing to be provided for approval prior to casting girders. See Std. Spec. Section 6-02.3(25)A	X	
31.	Prestressed Precast Hollow-Core Slab – Precast Prestressed Hollow-core slab for use in structures. Fabricator plant has annual approval of methods and materials to be used. Shop Drawing to be provided for approval prior to casting girders. See Std. Spec. Section 6-02.3(25)A.	X	
32.	Prestressed-Bulb Tee Girder - Bulb Tee Prestressed Girder for use in structures. Fabricator plant has annual approval of methods and materials to be used. Shop Drawing to be provided for approval prior to casting girders. See Std. Spec. Section 6-02.3(25)A	X	
33.	Monument Case and Cover See Std. Plan.		X

	ITEM DESCRIPTION	YES	NO
34.	Cantilever Sign Structure - Cantilever Sign Structure fabricated from steel tubing meeting AASHTO-M-183. See Std. Plans, and Contract Plans for details. The steel structure shall be galvanized after fabrication in accordance with AASHTO-M-111.	X	
35.	Mono-tube Sign Structures - Mono-tube Sign Bridge fabricated to details shown in the Plans. Shop drawings for approval are required prior to fabrication.	X	
36.	Steel Sign Bridges - Steel Sign Bridges fabricated from steel tubing meeting AASHTO-M-138 for Aluminum Alloys. See Std. Plans, and Contract Plans for details. The steel structure shall be galvanized after fabrication in accordance with AASHTO-M-111.	X	
37.	Steel Sign Post - Fabricated Steel Sign Posts as detailed in Std Plans. Shop drawings for approval are to be provided prior to fabrication		X
38.	Light Standard-Prestressed - Spun, prestressed, hollow concrete poles.	X	
39.	Light Standards - Lighting Standards for use on highway illumination systems, poles to be fabricated to conform with methods and materials as specified on Std. Plans. See Specia Provisions for pre-approved drawings.	X	
40.	Traffic Signal Standards - Traffic Signal Standards for use on highway and/or street signal systems. Standards to be fabricated to conform with methods and material as specified on Std. Plans. See Special Provisions for pre-approved drawings	X	
41.	Precast Concrete Sloped Mountable Curb (Single and DualFaced) See Std. Plans.		X

	ITEM DESCRIPTION	YES	NO
42.	Traffic Signs - Prior to approval of a Fabricator of Traffic Signs, the sources of the following materials must be submitted and approved for reflective sheeting, legend material, and aluminum sheeting. **NOTE:** *** Fabrication inspection required. Only signs tagged "Fabrication Approved" by WSDOT Sign Fabrication Inspector to be installed	**X**	**X**
		Custom Message	Std Signing Message
43.	Cutting & bending reinforcing steel		**X**
44.	Guardrail components	**X**	**X**
		Custom End Sec	Standard Sec
45.	Aggregates/Concrete mixes	Covered by WAC 296-127-018	
46.	Asphalt	Covered by WAC 296-127-018	
47.	Fiber fabrics		**X**
48.	Electrical wiring/components		**X**
49.	treated or untreated timber pile		**X**
50.	Girder pads (elastomeric bearing)	**X**	
51.	Standard Dimension lumber		**X**
52.	Irrigation components		**X**

ITEM DESCRIPTION	YES	NO
53. Fencing materials		X
54. Guide Posts		X
55. Traffic Buttons		X
56. Epoxy		X
57. Cribbing		X
58. Water distribution materials		X
59. Steel "H" piles		X
60. Steel pipe for concrete pile casings		X
61. Steel pile tips, standard		X
62. Steel pile tips, custom	X	

Prefabricated items specifically produced for public works projects that are prefabricated in a county other than the county wherein the public works project is to be completed, the wage for the offsite prefabrication shall be the applicable prevailing wage for the county in which the actual prefabrication takes place.

It is the manufacturer of the prefabricated product to verify that the correct county wage rates are applied to work they perform.

See RCW 39.12.010
(The definition of "locality" in RCW 39.12.010(2) contains the phrase "wherein the physical work is being performed." The department interprets this phrase to mean the actual work site.

WSDOT's List of State Occupations not applicable to Heavy and Highway Construction Projects

This project is subject to the state hourly minimum rates for wages and fringe benefits in the contract provisions, as provided by the state Department of Labor and Industries.
The following list of occupations, is comprised of those occupations that are not normally used in the construction of heavy and highway projects.
When considering job classifications for use and / or payment when bidding on, or building heavy and highway construction projects for, or administered by WSDOT, these Occupations will be excepted from the included "Washington State Prevailing Wage Rates For Public Work Contracts" documents.

- Building Service Employees
- Electrical Fixture Maintenance Workers
- Electricians - Motor Shop
- Heating Equipment Mechanics
- Industrial Engine and Machine Mechanics
- Industrial Power Vacuum Cleaners
- Inspection, Cleaning, Sealing of Water Systems by Remote Control
- Laborers - Underground Sewer & Water
- Machinists (Hydroelectric Site Work)
- Modular Buildings
- Playground & Park Equipment Installers
- Power Equipment Operators - Underground Sewer & Water
- Residential *** ALL ASSOCIATED RATES ***
- Sign Makers and Installers (Non-Electrical)
- Sign Makers and Installers (Electrical)
- Stage Rigging Mechanics (Non Structural)

The following occupations may be used only as outlined in the preceding text concerning "WSDOT's list for Suppliers - Manufacturers - Fabricators"

- Fabricated Precast Concrete Products
- Metal Fabrication (In Shop)

Definitions for the Scope of Work for prevailing wages may be found at the Washington State Department of Labor and Industries web site and in WAC Chapter 296-127.

WAC 296-127-018 Agency filings affecting this section

Coverage and exemptions of workers involved in the production and delivery of gravel, concrete, asphalt, or similar materials.

(1) The materials covered under this section include but are not limited to: Sand, gravel, crushed rock, concrete, asphalt, or other similar materials.

(2) All workers, regardless of by whom employed, are subject to the provisions of chapter 39.12 RCW when they perform any or all of the following functions:

(a) They deliver or discharge any of the above-listed materials to a public works project site:

(i) At one or more point(s) directly upon the location where the material will be incorporated into the project; or

(ii) At multiple points at the project; or

(iii) Adjacent to the location and coordinated with the incorporation of those materials.

(b) They wait at or near a public works project site to perform any tasks subject to this section of the rule.

(c) They remove any materials from a public works construction site pursuant to contract requirements or specifications (e.g., excavated materials, materials from demolished structures, clean-up materials, etc.).

(d) They work in a materials production facility (e.g., batch plant, borrow pit, rock quarry, etc.,) which is established for a public works project for the specific, but not necessarily exclusive, purpose of supplying materials for the project.

(e) They deliver concrete to a public works site regardless of the method of incorporation.

(f) They assist or participate in the incorporation of any materials into the public works project.

(3) All travel time that relates to the work covered under subsection (2) of this section requires the payment of prevailing wages. Travel time includes time spent waiting to load, loading, transporting, waiting to unload, and delivering materials. Travel time would include all time spent in travel in support of a public works project whether the vehicle is empty or full. For example, travel time spent returning to a supply source to obtain another load of material for use on a public works site or returning to the public works site to obtain another load of excavated material is time spent in travel that is subject to prevailing wage. Travel to a supply source, including travel from a public works site, to obtain materials for use on a private project would not be travel subject to the prevailing wage.

(4) Workers are not subject to the provisions of chapter 39.12 RCW when they deliver materials to a stockpile.

(a) A "stockpile" is defined as materials delivered to a pile located away from the site of incorporation such that the stockpiled materials must be physically moved from the stockpile and transported to another location on the project site in order to be incorporated into the project.

(b) A stockpile does not include any of the functions described in subsection (2)(a) through (f) of this section; nor does a stockpile include materials delivered or distributed to multiple locations upon the project site; nor does a stockpile include materials dumped at the place of incorporation, or adjacent to the location and coordinated with the incorporation.

(5) The applicable prevailing wage rate shall be determined by the locality in which the work is performed. Workers subject to subsection (2)(d) of this section, who produce such materials at an off-site facility shall be paid the applicable prevailing wage rates for the county in which the off-site facility is located. Workers subject to subsection (2) of this section, who deliver such materials to a public works project site shall be paid the applicable prevailing wage rates for the county in which the public works project is located.

[Statutory Authority: Chapter 39.12 RCW, RCW 43.22.051 and 43.22.270. 08-24-101, § 296-127-018, filed 12/2/08, effective 1/2/09. Statutory Authority: Chapters 39.04 and 39.12 RCW and RCW 43.22.270. 92-01-104 and 92-08-101, § 296-127-018, filed 12/18/91 and 4/1/92, effective 8/31/92.]

****

Overtime Codes

Overtime calculations are based on the hourly rate actually paid to the worker. On public works projects, the hourly rate must be not less than the prevailing rate of wage minus the hourly rate of the cost of fringe benefits actually provided for the worker.

1. ALL HOURS WORKED IN EXCESS OF EIGHT (8) HOURS PER DAY OR FORTY (40) HOURS PER WEEK SHALL BE PAID AT ONE AND ONE-HALF TIMES THE HOURLY RATE OF WAGE.

B. All hours worked on Saturdays shall be paid at one and one-half times the hourly rate of wage. All hours worked on Sundays and holidays shall be paid at double the hourly rate of wage.

C. The first two (2) hours after eight (8) regular hours Monday through Friday and the first ten (10) hours on Saturday shall be paid at one and one-half times the hourly rate of wage. All other overtime hours and all hours worked on Sundays and holidays shall be paid at double the hourly rate of wage.

D. The first two (2) hours before or after a five-eight (8) hour workweek day or a four-ten (10) hour workweek day and the first eight (8) hours worked the next day after either workweek shall be paid at one and one-half times the hourly rate of wage. All additional hours worked and all worked on Sundays and holidays shall be paid at double the hourly rate of wage.

E. The first two (2) hours after eight (8) regular hours Monday through Friday and the first eight (8) hours on Saturday shall be paid at one and one-half times the hourly rate of wage. All other hours worked Monday through Saturday, and all hours worked on Sundays and holidays shall be paid at double the hourly rate of wage.

F. The first two (2) hours after eight (8) regular hours Monday through Friday and the first ten (10) hours on Saturday shall be paid at one and one-half times the hourly rate of wage. All other overtime hours worked, except Labor Day, shall be paid at double the hourly rate of wage. All hours worked on Labor Day shall be paid at three times the hourly rate of wage.

G. The first ten (10) hours worked on Saturdays and the first ten (10) hours worked on a fifth calendar weekday in a four-ten hour schedule, shall be paid at one and one-half times the hourly rate of wage. All hours worked in excess of ten (10) hours per day Monday through Saturday and all hours worked on Sundays and holidays shall be paid at double the hourly rate of wage.

H. All hours worked on Saturdays (except makeup days if work is lost due to inclement weather conditions or equipment breakdown) shall be paid at one and one-half times the hourly rate of wage. All hours worked Monday through Saturday over twelve (12) hours and all hours worked on Sundays and holidays shall be paid at double the hourly rate of wage.

I. All hours worked on Sundays and holidays shall also be paid at double the hourly rate of wage.

J. The first two (2) hours after eight (8) regular hours Monday through Friday and the first ten (10) hours on Saturday shall be paid at one and one-half times the hourly rate of wage. All hours worked over ten (10) hours Monday through Saturday, Sundays and holidays shall be paid at double the hourly rate of wage.

K. All hours worked on Saturdays and Sundays shall be paid at one and one-half times the hourly rate of wage. All hours worked on holidays shall be paid at double the hourly rate of wage.

M. All hours worked on Saturdays (except makeup days if work is lost due to inclement weather conditions) shall be paid at one and one-half times the hourly rate of wage. All hours worked on Sundays and holidays shall be paid at double the hourly rate of wage.

N. All hours worked on Saturdays (except makeup days) shall be paid at one and one-half times the hourly rate of wage. All hours worked on Sundays and holidays shall be paid at double the hourly rate of wage.

Overtime Codes Continued

1. O. The first ten (10) hours worked on Saturday shall be paid at one and one-half times the hourly rate of wage. All hours worked on Sundays, holidays and after twelve (12) hours, Monday through Friday and after ten (10) hours on Saturday shall be paid at double the hourly rate of wage.

P. All hours worked on Saturdays (except makeup days if circumstances warrant) and Sundays shall be paid at one and one-half times the hourly rate of wage. All hours worked on holidays shall be paid at double the hourly rate of wage.

Q. The first two (2) hours after eight (8) regular hours Monday through Friday and up to ten (10) hours worked on Saturdays shall be paid at one and one-half times the hourly rate of wage. All hours worked in excess of ten (10) hours per day Monday through Saturday and all hours worked on Sundays and holidays (except Christmas day) shall be paid at double the hourly rate of wage. All hours worked on Christmas day shall be paid at two and one-half times the hourly rate of wage.

R. All hours worked on Sundays and holidays shall be paid at two times the hourly rate of wage.

S. The first two (2) hours after eight (8) regular hours Monday through Friday and the first eight (8) hours on Saturday shall be paid at one and one-half times the hourly rate of wage. All hours worked on holidays and all other overtime hours worked, except Labor Day, shall be paid at double the hourly rate of wage. All hours worked on Labor Day shall be paid at three times the hourly rate of wage.

U. All hours worked on Saturdays shall be paid at one and one-half times the hourly rate of wage. All hours worked on Sundays and holidays (except Labor Day) shall be paid at two times the hourly rate of wage. All hours worked on Labor Day shall be paid at three times the hourly rate of wage.

V. All hours worked on Sundays and holidays (except Thanksgiving Day and Christmas day) shall be paid at one and one-half times the hourly rate of wage. All hours worked on Thanksgiving Day and Christmas day shall be paid at double the hourly rate of wage.

W. All hours worked on Saturdays and Sundays (except make-up days due to conditions beyond the control of the employer)) shall be paid at one and one-half times the hourly rate of wage. All hours worked on holidays shall be paid at double the hourly rate of wage.

X. The first four (4) hours after eight (8) regular hours Monday through Friday and the first twelve (12) hours on Saturday shall be paid at one and one-half times the hourly rate of wage. All hours worked over twelve (12) hours Monday through Saturday, Sundays and holidays shall be paid at double the hourly rate of wage. When holiday falls on Saturday or Sunday, the day before Saturday, Friday, and the day after Sunday, Monday, shall be considered the holiday and all work performed shall be paid at double the hourly rate of wage.

Y. All hours worked outside the hours of 5:00 am and 5:00 pm (or such other hours as may be agreed upon by any employer and the employee) and all hours worked in excess of eight (8) hours per day (10 hours per day for a 4 x 10 workweek) and on Saturdays and holidays (except labor day) shall be paid at one and one-half times the hourly rate of wage. (except for employees who are absent from work without prior approval on a scheduled workday during the workweek shall be paid at the straight-time rate until they have worked 8 hours in a day (10 in a 4 x 10 workweek) or 40 hours during that workweek.) All hours worked Monday through Saturday over twelve (12) hours and all hours worked on Sundays and Labor Day shall be paid at double the hourly rate of wage.

Z. All hours worked on Saturdays and Sundays shall be paid at one and one-half times the hourly rate of wage. All hours worked on holidays shall be paid the straight time rate of pay in addition to holiday pay.

Overtime Codes Continued

2. ALL HOURS WORKED IN EXCESS OF EIGHT (8) HOURS PER DAY OR FORTY (40) HOURS PER WEEK SHALL BE PAID AT ONE AND ONE-HALF TIMES THE HOURLY RATE OF WAGE.

   B. All hours worked on holidays shall be paid at one and one-half times the hourly rate of wage.

   C. All hours worked on Sundays shall be paid at one and one-half times the hourly rate of wage. All hours worked on holidays shall be paid at two times the hourly rate of wage.

   F. The first eight (8) hours worked on holidays shall be paid at the straight hourly rate of wage in addition to the holiday pay. All hours worked in excess of eight (8) hours on holidays shall be paid at double the hourly rate of wage.

   G. All hours worked on Sunday shall be paid at two times the hourly rate of wage. All hours worked on paid holidays shall be paid at two and one-half times the hourly rate of wage including holiday pay.

   H. All hours worked on Sunday shall be paid at two times the hourly rate of wage. All hours worked on holidays shall be paid at one and one-half times the hourly rate of wage.

   O. All hours worked on Sundays and holidays shall be paid at one and one-half times the hourly rate of wage.

   R. All hours worked on Sundays and holidays and all hours worked over sixty (60) in one week shall be paid at double the hourly rate of wage.

   U. All hours worked on Saturdays shall be paid at one and one-half times the hourly rate of wage. All hours worked over 12 hours in a day or on Sundays and holidays shall be paid at double the hourly rate of wage.

   W. The first two (2) hours after eight (8) regular hours Monday through Friday and the first eight (8) hours on Saturday shall be paid at one and one-half times the hourly rate of wage. All other hours worked Monday through Saturday, and all hours worked on Sundays and holidays shall be paid at double the hourly rate of wage. On a four-day, ten-hour weekly schedule, either Monday thru Thursday or Tuesday thru Friday schedule, all hours worked after ten shall be paid at double the hourly rate of wage. The first eight (8) hours worked on the fifth day shall be paid at one and one-half times the hourly rate of wage. All other hours worked on the fifth, sixth, and seventh days and on holidays shall be paid at double the hourly rate of wage.

3. ALL HOURS WORKED IN EXCESS OF EIGHT (8) HOURS PER DAY OR FORTY (40) HOURS PER WEEK SHALL BE PAID AT ONE AND ONE-HALF TIMES THE HOURLY RATE OF WAGE.

   A. Work performed in excess of eight (8) hours of straight time per day, or ten (10) hours of straight time per day when four ten (10) hour shifts are established, or forty (40) hours of straight time per week, Monday through Friday, or outside the normal shift, and all work on Saturdays shall be paid at time and one-half the straight time rate. Hours worked over twelve hours (12) in a single shift and all work performed after 6:00 pm Saturday to 6:00 am Monday and holidays shall be paid at double the straight time rate of pay. Any shift starting between the hours of 6:00 pm and midnight shall receive an additional one dollar ($1.00) per hour for all hours worked that shift. The employer shall have the sole discretion to assign overtime work to employees. Primary consideration for overtime work shall be given to employees regularly assigned to the work to be performed on overtime situations. After an employee has worked eight (8) hours at an applicable overtime rate, all additional hours shall be at the applicable overtime rate until such time as the employee has had a break of eight (8) hours or more.

   C. Work performed in excess of eight (8) hours of straight time per day, or ten (10) hours of straight time per day when four ten (10) hour shifts are established, or forty (40) hours of straight time per week, Monday through Friday, or outside the normal shift, and all work on Saturdays shall be paid at one and one-half times the hourly rate of wage. All work performed after 6:00 pm Saturday to 5:00 am Monday and Holidays shall be paid at double the hourly rate of wage. After an employee has worked eight (8) hours at an applicable overtime rate, all additional hours shall be at the applicable overtime rate until such time as the employee has had a break of eight (8) hours or more.

Overtime Codes Continued

3. E. All hours worked Sundays and holidays shall be paid at double the hourly rate of wage. Each week, once 40 hours of straight time work is achieved, then any hours worked over 10 hours per day Monday through Saturday shall be paid at double the hourly wage rate.

F. All hours worked on Saturday shall be paid at one and one-half times the hourly rate of wage. All hours worked on Sunday shall be paid at two times the hourly rate of wage. All hours worked on paid holidays shall be paid at two and one-half times the hourly rate of wage including holiday pay.

H. All work performed on Sundays between March 16th and October 14th and all Holidays shall be compensated for at two (2) times the regular rate of pay. Work performed on Sundays between October 15th and March 15th shall be compensated at one and one half (1-1/2) times the regular rate of pay.

I. All hours worked on Saturdays shall be paid at one and one-half times the hourly rate of wage. In the event the job is down due to weather conditions during a five day work week (Monday through Friday,) or a four day-ten hour work week (Tuesday through Friday,) then Saturday may be worked as a voluntary make-up day at the straight time rate. However, Saturday shall not be utilized as a make-up day when a holiday falls on Friday. All hours worked Monday through Saturday over twelve (12) hours and all hours worked on Sundays and holidays shall be paid at double the hourly rate of wage.

J. All hours worked between the hours of 10:00 pm and 5:00 am, Monday through Friday, and all hours worked on Saturdays shall be paid at a one and one-half times the hourly rate of wage. All hours worked on Sundays and holidays shall be paid at double the hourly rate of wage.

4. ALL HOURS WORKED IN EXCESS OF EIGHT (8) HOURS PER DAY OR FORTY (40) HOURS PER WEEK SHALL BE PAID AT ONE AND ONE-HALF TIMES THE HOURLY RATE OF WAGE.

A. All hours worked in excess of eight (8) hours per day or forty (40) hours per week shall be paid at double the hourly rate of wage. All hours worked on Saturdays, Sundays and holidays shall be paid at double the hourly rate of wage.

B. All hours worked over twelve (12) hours per day and all hours worked on holidays shall be paid at double the hourly rate of wage.

C. On Monday through Friday, the first four (4) hours of overtime after eight (8) hours of straight time work shall be paid at one and one half (1-1/2) times the straight time rate of pay, unless a four (4) day ten (10) hour workweek has been established. On a four (4) day ten (10) hour workweek scheduled Monday through Thursday, or Tuesday through Friday, the first two (2) hours of overtime after ten (10) hours of straight time work shall be paid at one and one half (1-1/2) times the straight time rate of pay. On Saturday, the first twelve (12) hours of work shall be paid at one and one half (1-1/2) times the straight time rate of pay, except that if the job is down on Monday through Friday due to weather conditions or other conditions outside the control of the employer, the first ten (10) hours on Saturday may be worked at the straight time rate of pay. All hours worked over twelve (12) hours in a day and all hours worked on Sunday and Holidays shall be paid at two (2) times the straight time rate of pay.

Overtime Codes Continued

4. D. All hours worked in excess of eight (8) hours per day or forty (40) hours per week shall be paid at double the hourly rate of wage. All hours worked on Saturday, Sundays and holidays shall be paid at double the hourly rate of pay. Rates include all members of the assigned crew.

EXCEPTION:
On all multipole structures and steel transmission lines, switching stations, regulating, capacitor stations, generating plants, industrial plants, associated installations and substations, except those substations whose primary function is to feed a distribution system, will be paid overtime under the following rates:

The first two (2) hours after eight (8) regular hours Monday through Friday of overtime on a regular workday, shall be paid at one and one-half times the hourly rate of wage. All hours in excess of ten (10) hours will be at two (2) times the hourly rate of wage. The first eight (8) hours worked on Saturday will be paid at one and one-half (1-1/2) times the hourly rate of wage. All hours worked in excess of eight (8) hours on Saturday, and all hours worked on Sundays and holidays will be at the double the hourly rate of wage.

All overtime eligible hours performed on the above described work that is energized, shall be paid at the double the hourly rate of wage.

E. The first two (2) hours after eight (8) regular hours Monday through Friday and the first eight (8) hours on Saturday shall be paid at one and one-half times the hourly rate of wage. All other hours worked Monday through Saturday, and all hours worked on Sundays and holidays shall be paid at double the hourly rate of wage.

On a four-day, ten-hour weekly schedule, either Monday thru Thursday or Tuesday thru Friday schedule, all hours worked after ten shall be paid at double the hourly rate of wage. The Monday or Friday not utilized in the normal four-day, ten hour work week, and Saturday shall be paid at one and one half (1½) times the regular shift rate for the first eight (8) hours. All other hours worked Monday through Saturday, and all hours worked on Sundays and holidays shall be paid at double the hourly rate of wage.

F. All hours worked between the hours of 6:00 pm and 6:00 am, Monday through Saturday, shall be paid at a premium rate of 20% over the hourly rate of wage. All hours worked on Sundays shall be paid at one and one-half times the hourly rate of wage. All hours worked on holidays shall be paid at double the hourly rate of wage.

G. All hours worked on Saturdays shall be paid at one and one-half times the hourly rate of wage. All hours worked Monday through Saturday over twelve (12) hours and all hours worked on Sundays and holidays shall be paid at double the hourly rate of wage.

H. The first two (2) hours after eight (8) regular hours Monday through Friday and the first eight (8) hours on Saturday shall be paid at one and one-half times the hourly rate of wage. All other overtime hours worked, except Labor Day, and all hours on Sunday shall be paid at double the hourly rate of wage. All hours worked on Labor Day shall be paid at three times the hourly rate of wage.

Holiday Codes

5. A. Holidays: New Year's Day, Memorial Day, Independence Day, Labor Day, Thanksgiving Day, Friday after Thanksgiving Day, and Christmas Day (7).

B. Holidays: New Year's Day, Memorial Day, Independence Day, Labor Day, Thanksgiving Day, Friday after Thanksgiving Day, the day before Christmas, and Christmas Day (8).

C. Holidays: New Year's Day, Presidents' Day, Memorial Day, Independence Day, Labor Day, Thanksgiving Day, the Friday after Thanksgiving Day, And Christmas Day (8).

Holiday Codes Continued

5. D. Holidays: New Year's Day, Memorial Day, Independence Day, Labor Day, Thanksgiving Day, the Friday and Saturday after Thanksgiving Day, And Christmas Day (8).

H. Holidays: New Year's Day, Memorial Day, Independence Day, Thanksgiving Day, the Day after Thanksgiving Day, And Christmas (6).

I. Holidays: New Year's Day, Memorial Day, Independence Day, Labor Day, Thanksgiving Day, and Christmas Day (6).

J. Holidays: New Year's Day, Memorial Day, Independence Day, Thanksgiving Day, Friday after Thanksgiving Day, Christmas Eve Day, And Christmas Day (7).

K. Holidays: New Year's Day, Presidents' Day, Memorial Day, Independence Day, Labor Day, Thanksgiving Day, Friday After Thanksgiving Day, The Day Before Christmas, And Christmas Day (9).

L. Holidays: New Year's Day, Martin Luther King Jr. Day, Memorial Day, Independence Day, Labor Day, Thanksgiving Day, Friday after Thanksgiving Day, And Christmas Day (8).

N. Holidays: New Year's Day, Presidents' Day, Memorial Day, Independence Day, Labor Day, Veterans' Day, Thanksgiving Day, The Friday After Thanksgiving Day, And Christmas Day (9).

P. Holidays: New Year's Day, Memorial Day, Independence Day, Labor Day, Thanksgiving Day, Friday And Saturday After Thanksgiving Day, The Day Before Christmas, And Christmas Day (9). If A Holiday Falls On Sunday, The Following Monday Shall Be Considered As A Holiday.

Q. Paid Holidays: New Year's Day, Memorial Day, Independence Day, Labor Day, Thanksgiving Day, and Christmas Day (6).

R. Paid Holidays: New Year's Day, Memorial Day, Independence Day, Labor Day, Thanksgiving Day, Day After Thanksgiving Day, One-Half Day Before Christmas Day, And Christmas Day. (7 1/2).

S. Paid Holidays: New Year's Day, Presidents' Day, Memorial Day, Independence Day, Labor Day, Thanksgiving Day, And Christmas Day (7).

T. Paid Holidays: New Year's Day, Washington's Birthday, Memorial Day, Independence Day, Labor Day, Thanksgiving Day, The Friday After Thanksgiving Day, Christmas Day, And The Day Before Or After Christmas (9).

Z. Holidays: New Year's Day, Memorial Day, Independence Day, Labor Day, Veterans Day, Thanksgiving Day, the Friday after Thanksgiving Day, And Christmas Day (8).

6. A. Paid Holidays: New Year's Day, Presidents' Day, Memorial Day, Independence Day, Labor Day, Thanksgiving Day, the Friday after Thanksgiving Day, And Christmas Day (8).

E. Paid Holidays: New Year's Day, Day Before Or After New Year's Day, Presidents Day, Memorial Day, Independence Day, Labor Day, Thanksgiving Day, the Friday after Thanksgiving Day, Christmas Day, and a Half-Day On Christmas Eve Day. (9 1/2).

G. Paid Holidays: New Year's Day, Martin Luther King Jr. Day, Presidents' Day, Memorial Day, Independence Day, Labor Day, Veterans' Day, Thanksgiving Day, the Friday after Thanksgiving Day, Christmas Day, and Christmas Eve Day (11).

Holiday Codes Continued

6. H. Paid Holidays: New Year's Day, New Year's Eve Day, Memorial Day, Independence Day, Labor Day, Thanksgiving Day, Friday After Thanksgiving Day, Christmas Day, The Day After Christmas, And A Floating Holiday (10).

I. Paid Holidays: New Year's Day, Memorial Day, Independence Day, Labor Day, Thanksgiving Day, Friday After Thanksgiving Day, And Christmas Day (7).

T. Paid Holidays: New Year's Day, Presidents' Day, Memorial Day, Independence Day, Labor Day, Thanksgiving Day, The Friday After Thanksgiving Day, The Last Working Day Before Christmas Day, And Christmas Day (9).

Z. Holidays: New Year's Day, Memorial Day, Independence Day, Labor Day, Thanksgiving Day, Friday after Thanksgiving Day, And Christmas Day (7). If a holiday falls on Saturday, the preceding Friday shall be considered as the holiday. If a holiday falls on Sunday, the following Monday shall be considered as the holiday.

7. A. Holidays: New Year's Day, Memorial Day, Independence Day, Labor Day, Thanksgiving Day, the Friday and Saturday after Thanksgiving Day, And Christmas Day (8). Any Holiday Which Falls On A Sunday Shall Be Observed As A Holiday On The Following Monday. If any of the listed holidays falls on a Saturday, the preceding Friday shall be a regular work day.

B. Holidays: New Year's Day, Memorial Day, Independence Day, Labor Day, Thanksgiving Day, the Friday and Saturday after Thanksgiving Day, And Christmas Day (8). Any holiday which falls on a Sunday shall be observed as a holiday on the following Monday. Any holiday which falls on a Saturday shall be observed as a holiday on the preceding Friday.

C. Holidays: New Year's Day, Martin Luther King Jr. Day, Memorial Day, Independence Day, Labor Day, Thanksgiving Day, the Friday after Thanksgiving Day, And Christmas Day (8). Any holiday which falls on a Sunday shall be observed as a holiday on the following Monday. Any holiday which falls on a Saturday shall be observed as a holiday on the preceding Friday.

D. Paid Holidays: New Year's Day, Memorial Day, Independence Day, Labor Day, Veteran's Day, Thanksgiving Day, the Friday after Thanksgiving Day, And Christmas Day (8). Unpaid Holidays: President's Day. Any paid holiday which falls on a Sunday shall be observed as a holiday on the following Monday. Any paid holiday which falls on a Saturday shall be observed as a holiday on the preceding Friday.

E. Holidays: New Year's Day, Memorial Day, Independence Day, Labor Day, Thanksgiving Day, the Friday after Thanksgiving Day, And Christmas Day (7). Any holiday which falls on a Sunday shall be observed as a holiday on the following Monday. Any holiday which falls on a Saturday shall be observed as a holiday on the preceding Friday.

F. Holidays: New Year's Day, Memorial Day, Independence Day, Labor Day, Thanksgiving Day, the Friday after Thanksgiving Day, the last working day before Christmas day and Christmas day (8). Any holiday which falls on a Sunday shall be observed as a holiday on the following Monday. Any holiday which falls on a Saturday shall be observed as a holiday on the preceding Friday.

G. Holidays: New Year's Day, Memorial Day, Independence Day, Labor Day, Thanksgiving Day, and Christmas Day (6). Any holiday which falls on a Sunday shall be observed as a holiday on the following Monday.

H. Holidays: New Year's Day, Martin Luther King Jr. Day, Independence Day, Memorial Day, Labor Day, Thanksgiving Day, the Friday after Thanksgiving Day, the Last Working Day before Christmas Day and Christmas Day (9). Any holiday which falls on a Sunday shall be observed as a holiday on the following Monday. Any holiday which falls on a Saturday shall be observed as a holiday on the preceding Friday.

Holiday Codes Continued

7. I. Holidays: New Year's Day, President's Day, Independence Day, Memorial Day, Labor Day, Thanksgiving Day, The Friday After Thanksgiving Day, The Day Before Christmas Day And Christmas Day (9). Any holiday which falls on a Sunday shall be observed as a holiday on the following Monday. Any holiday which falls on a Saturday shall be observed as a holiday on the preceding Friday.

J. Holidays: New Year's Day, Independence Day, Memorial Day, Labor Day, Thanksgiving Day and Christmas Day (6). Any holiday which falls on a Sunday shall be observed as a holiday on the following Monday. Any holiday which falls on a Saturday shall be observed as a holiday on the preceding Friday.

K. Holidays: New Year's Day, Memorial Day, Independence Day, Thanksgiving Day, the Friday and Saturday after Thanksgiving Day, And Christmas Day (8). Any holiday which falls on a Sunday shall be observed as a holiday on the following Monday. Any holiday which falls on a Saturday shall be observed as a holiday on the preceding Friday.

L. Holidays: New Year's Day, Memorial Day, Labor Day, Independence Day, Thanksgiving Day, the Last Work Day before Christmas Day, And Christmas Day (7). Any holiday which falls on a Sunday shall be observed as a holiday on the following Monday. Any holiday which falls on a Saturday shall be observed as a holiday on the preceding Friday.

M. Paid Holidays: New Year's Day, The Day after or before New Year's Day, President's Day, Memorial Day, Independence Day, Labor Day, Thanksgiving Day, the Friday after Thanksgiving Day, Christmas Day, And the Day after or before Christmas Day (10). Any holiday which falls on a Sunday shall be observed as a holiday on the following Monday. Any holiday which falls on a Saturday shall be observed as a holiday on the preceding Friday.

N. Holidays: New Year's Day, Memorial Day, Independence Day, Labor Day, Thanksgiving Day, the Friday after Thanksgiving Day, And Christmas Day (7). Any holiday which falls on a Sunday shall be observed as a holiday on the following Monday. When Christmas falls on a Saturday, the preceding Friday shall be observed as a holiday.

P. Holidays: New Year's Day, Memorial Day, Independence Day, Labor Day, Thanksgiving Day, Friday after Thanksgiving Day, And Christmas Day (7). Any holiday which falls on a Sunday shall be observed as a holiday on the following Monday.

Q. Holidays: New Year's Day, Memorial Day, Independence Day, Labor Day, Thanksgiving Day, the Friday after Thanksgiving Day, the Last Working Day before Christmas Day and Christmas Day (8). Any holiday which falls on a Sunday shall be observed as a holiday on the following Monday. If any of the listed holidays falls on a Saturday, the preceding Friday shall be a regular work day.

R. Paid Holidays: New Year's Day, the day after or before New Year's Day, President's Day, Memorial Day, Independence Day, Labor Day, Thanksgiving Day, the Friday after Thanksgiving Day, Christmas Day, and the day after or before Christmas Day (10). If any of the listed holidays fall on Saturday, the preceding Friday shall be observed as the holiday. If any of the listed holidays falls on a Sunday, the day observed by the Nation shall be considered a holiday and compensated accordingly.

S. Paid Holidays: New Year's Day, Memorial Day, Independence Day, Labor Day, Thanksgiving Day, Friday after Thanksgiving Day, Christmas Day, the Day after Christmas, and A Floating Holiday (9). If any of the listed holidays falls on a Sunday, the day observed by the Nation shall be considered a holiday and compensated accordingly.

Holiday Codes Continued

T. Paid Holidays: New Year's Day, the Day after or before New Year's Day, President's Day, Memorial Day, Independence Day, Labor Day, Thanksgiving Day, the Friday after Thanksgiving Day, Christmas Day, and The Day after or before Christmas Day. (10). If any of the listed holidays falls on a Sunday, the day observed by the Nation shall be considered a holiday and compensated accordingly. Any holiday which falls on a Saturday shall be observed as a holiday on the preceding Friday.

Note Codes

8. D. Workers working with supplied air on hazmat projects receive an additional $1.00 per hour.

L. Workers on hazmat projects receive additional hourly premiums as follows -Level A: $0.75, Level B: $0.50, And Level C: $0.25.

M. Workers on hazmat projects receive additional hourly premiums as follows: Levels A & B: $1.00, Levels C & D: $0.50.

N. Workers on hazmat projects receive additional hourly premiums as follows -Level A: $1.00, Level B: $0.75, Level C: $0.50, And Level D: $0.25.

P. Workers on hazmat projects receive additional hourly premiums as follows -Class A Suit: $2.00, Class B Suit: $1.50, Class C Suit: $1.00, And Class D Suit $0.50.

Q. The highest pressure registered on the gauge for an accumulated time of more than fifteen (15) minutes during the shift shall be used in determining the scale paid.

R. Effective August 31, 2012 – A Traffic Control Supervisor shall be present on the project whenever flagging or spotting or other traffic control labor is being utilized. A Traffic Control Laborer performs the setup, maintenance and removal of all temporary traffic control devices and construction signs necessary to control vehicular, bicycle, and pedestrian traffic during construction operations. Flaggers and Spotters shall be posted where shown on approved Traffic Control Plans or where directed by the Engineer. All flaggers and spotters shall possess a current flagging card issued by the State of Washington, Oregon, Montana, or Idaho. These classifications are only effective on or after August 31, 2012.

S. Effective August 31, 2012 – A Traffic Control Supervisor shall be present on the project whenever flagging or spotting or other traffic control labor is being utilized. Flaggers and Spotters shall be posted where shown on approved Traffic Control Plans or where directed by the Engineer. All flaggers and spotters shall possess a current flagging card issued by the State of Washington, Oregon, Montana, or Idaho. This classification is only effective on or after August 31, 2012.

T. Effective August 31, 2012 – A Traffic Control Laborer performs the setup, maintenance and removal of all temporary traffic control devices and construction signs necessary to control vehicular, bicycle, and pedestrian traffic during construction operations. Flaggers and Spotters shall be posted where shown on approved Traffic Control Plans or where directed by the Engineer. All flaggers and spotters shall possess a current flagging card issued by the State of Washington, Oregon, Montana, or Idaho. This classification is only effective on or after August 31, 2012.

Note Codes Continued

8. U. Workers on hazmat projects receive additional hourly premiums as follows – Class A Suit: $2.00, Class B Suit: $1.50, And Class C Suit: $1.00. Workers performing underground work receive an additional $0.40 per hour for any and all work performed underground, including operating, servicing and repairing of equipment. The premium for underground work shall be paid for the entire shift worked. Workers who work suspended by a rope or cable receive an additional $0.50 per hour. The premium for work suspended shall be paid for the entire shift worked. Workers who do "pioneer" work (break open a cut, build road, etc.) more than one hundred fifty (150) feet above grade elevation receive an additional $0.50 per hour.

V. In addition to the hourly wage and fringe benefits, the following depth and enclosure premiums shall be paid. The premiums are to be calculated for the maximum depth and distance into an enclosure that a diver reaches in a day. The premiums are to be paid one time for the day and are not used in calculating overtime pay.

Depth premiums apply to depths of fifty feet or more. Over 50' to 100' - $2.00 per foot for each foot over 50 feet. Over 101' to 150' - $3.00 per foot for each foot over 101 feet. Over 151' to 220' - $4.00 per foot for each foot over 220 feet. Over 221' - $5.00 per foot for each foot over 221 feet.

Enclosure premiums apply when divers enter enclosures (such as pipes or tunnels) where there is no vertical ascent and is measured by the distance travelled from the entrance. 25' to 300' - $1.00 per foot from entrance. 300' to 600' - $1.50 per foot beginning at 300'. Over 600' - $2.00 per foot beginning at 600'.

W. Meter Installers work on single phase 120/240V self-contained residential meters. The Lineman/Groundmen rates would apply to meters not fitting this description.

THIS PAGE INTENTIONALLY LEFT BLANK

ATTACHMENT B. STANDARD PLANS FOR TRAFFIC CONTROL

THIS PAGE INTENTIONALLY LEFT BLANK

BUFFER DATA										
LONGITUDINAL BUFFER SPACE = B										
SPEED (MPH)	25	30	35	40	45	50	55	60	65	70
LENGTH (feet)	155	200	250	305	360	425	495	570	645	730

TRANSPORTABLE ATTENUATOR ROLL AHEAD DISTANCE = R					
HOST VEHICLE WEIGHT 9,900 TO 22,000 lbs.			HOST VEHICLE WEIGHT > 22,000 lbs.		
< 45 MPH	45-55 MPH	> 55 MPH	< 45 MPH	45-55 MPH	> 55 MPH
100'	123'	172'	74'	100'	150'

PROTECTIVE VEHICLE (WORK VEHICLE) = R
NO SPECIFIED DISTANCE REQUIRED

SIGN SPACING = X (1)		
RURAL HIGHWAYS	60 / 65 MPH	800' ±
RURAL ROADS	45 / 55 MPH	500' ±
RURAL ROADS & URBAN ARTERIALS	35 / 40 MPH	350' ±
RURAL ROADS, URBAN ARTERIALS, RESIDENTIAL & BUSINESS DISTRICTS	25 / 30 MPH	200' ± (2)
URBAN STREETS	25 MPH OR LESS	100' ± (2)

(1) ALL SPACING MAY BE ADJUSTED TO ACCOMMODATE INTERSECTIONS AND DRIVEWAYS.
(2) THIS SPACING MAY BE REDUCED IN URBAN AREAS TO FIT ROADWAY CONDITIONS.

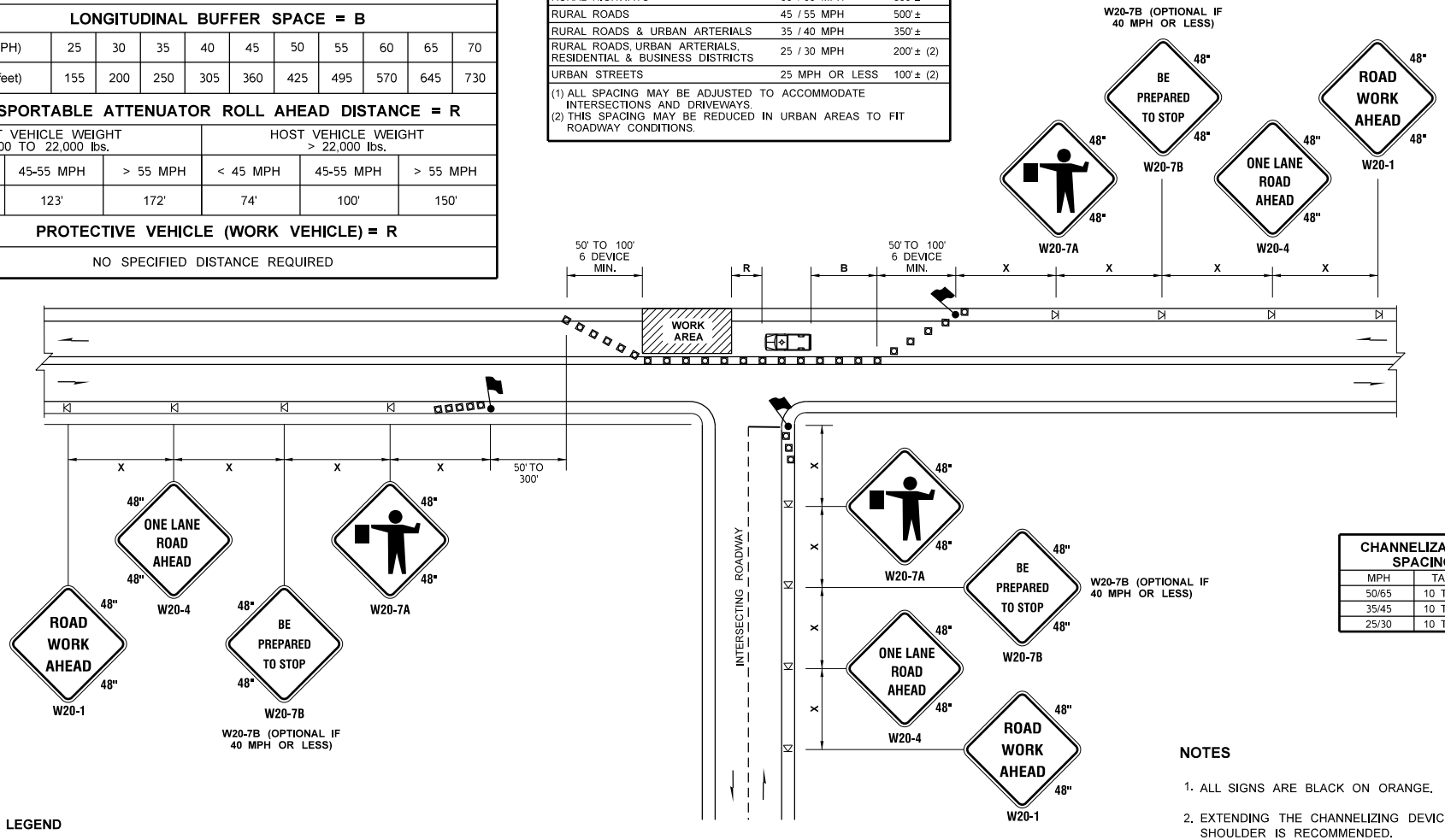

CHANNELIZATION DEVICE SPACING (FEET)		
MPH	TAPER	TANGENT
50/65	10 TO 20	80
35/45	10 TO 20	60
25/30	10 TO 20	40

LEGEND

- FLAGGING STATION
- TEMPORARY SIGN LOCATION
- CHANNELIZING DEVICES
- PROTECTIVE VEHICLE

NOTES

1. ALL SIGNS ARE BLACK ON ORANGE.
2. EXTENDING THE CHANNELIZING DEVICE TAPER ACROSS SHOULDER IS RECOMMENDED.
3. NIGHT WORK REQUIRES ADDITIONAL ROADWAY LIGHTING AT FLAGGING STATIONS. SEE THE **STANDARD SPECIFICATIONS** FOR ADDITIONAL DETAILS.
4. SEE **SPECIAL PROVISIONS** FOR WORK HOUR RESTRICTIONS.

ONE-LANE, TWO-WAY TRAFFIC CONTROL WITH FLAGGERS

NOT TO SCALE

FILE NAME	S:\Design R P& S\4-Standards\2-Plan Sheet Library\01-Published PSL\(TC) Work Zone Traffic Control\(TC-1) One Lane, Two Way Traffic Control with Flaggers\TC-1.dgn								Plot 1
TIME	3:05:14 PM			REGION NO. / STATE	FED.AID PROJ.NO.		Washington State Department of Transportation		PLAN REF NO TC1
DATE	1/2/2018			WASH					
PLOTTED BY	lddelf			JOB NUMBER					SHEET
DESIGNED BY									OF
ENTERED BY									
CHECKED BY				CONTRACT NO.	LOCATION NO.				SHEETS
PROJ. ENGR.						DATE		DATE	
REGIONAL ADM.		REVISION	DATE	BY		P.E. STAMP BOX		P.E. STAMP BOX	TRAFFIC CONTROL PLAN

MINIMUM LANE CLOSURE TAPER LENGTH = L (feet)										
LANE WIDTH (feet)	Posted Speed (mph)									
	25	30	35	40	45	50	55	60	65	70
10	105	150	205	270	450	500	550	-	-	-
11	115	165	225	295	495	550	605	660	-	-
12	125	180	245	320	540	600	660	720	780	840

MINIMUM SHOULDER TAPER LENGTH = L/3 (feet)										
SHOULDER WIDTH (feet)	Posted Speed (mph)									
	25	30	35	40	45	50	55	60	65	70
8'	40	40	60	90	120	130	150	160	170	190
10'	40	60	90	90	150	170	190	200	220	240
USE A MINIMUM 3 DEVICES TAPER FOR SHOULDER LESS THEN 8'.										

SIGN SPACING = X (1)		
FREEWAYS & EXPRESSWAYS	55 / 70 MPH	1500' ±
RURAL HIGHWAYS	60 / 65 MPH	800' ±
RURAL ROADS	45 / 55 MPH	500' ±
RURAL ROADS & URBAN ARTERIALS	35 / 40 MPH	350' ±
RURAL ROADS & URBAN ARTERIALS RESIDENTIAL & BUSINESS DISTRICTS	25 / 30 MPH	200' ± (2)
URBAN STREETS	25 MPH OR LESS	100' ± (2)

(1) ALL SPACING MAY BE ADJUSTED TO ACCOMMODATE INTERCHANGE RAMPS, AT-GRADE INTERSECTIONS AND DRIVEWAYS.
(2) THIS SPACING MAY BE REDUCED IN URBAN AREAS TO FIT ROADWAY CONDITIONS.

CHANNELIZATION DEVICE SPACING (feet)		
MPH	TAPER	TANGENT
50/70	40	80
35/45	30	60
25/30	20	40

BUFFER DATA										
LONGITUDINAL BUFFER SPACE = B										
SPEED (MPH)	25	30	35	40	45	50	55	60	65	70
LENGTH (feet)	155	200	250	305	360	425	495	570	645	730

TRANSPORTABLE ATTENUATOR ROLL AHEAD DISTANCE = R					
HOST VEHICLE WEIGHT 9,900 TO 22,000 lbs.			HOST VEHICLE WEIGHT > 22,000 lbs.		
< 45 MPH	45-55 MPH	> 55 MPH	< 45 MPH	45-55 MPH	> 55 MPH
100'	123'	172'	74'	100'	150'

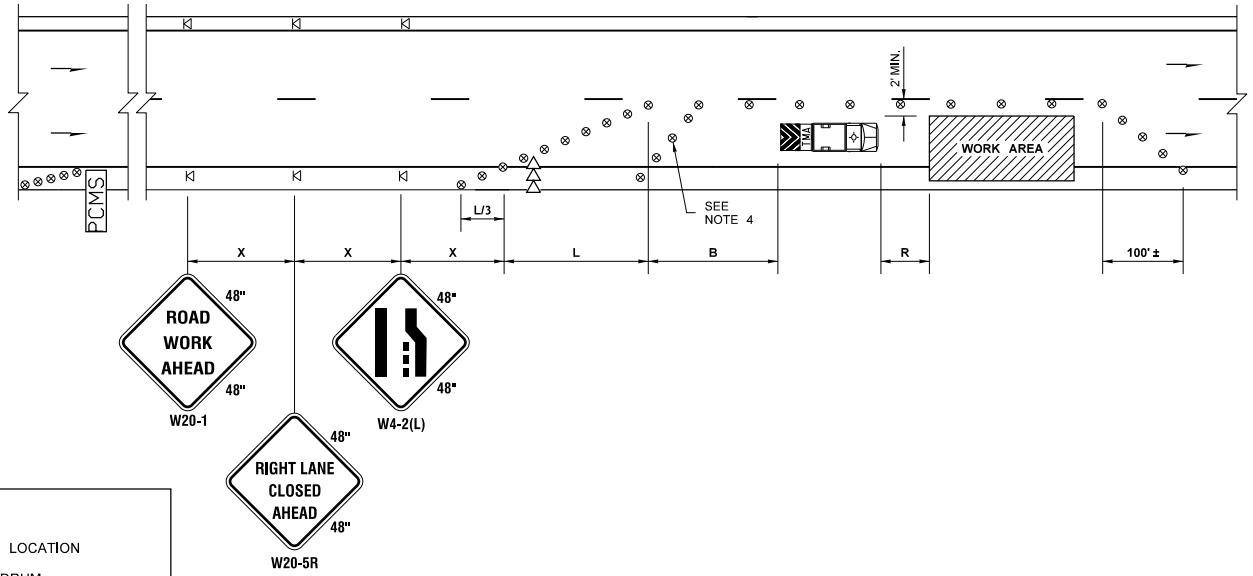

PCMS	
1	2
RIGHT LANE CLOSURE	1 MILE AHEAD
2.0 SEC	2.0 SEC

FIELD LOCATE 1 MILE ± IN ADVANCE OF LANE CLOSURE SIGNING.

LEGEND

- TEMPORARY SIGN LOCATION
- TRAFFIC SAFETY DRUM
- SEQUENTIAL ARROW SIGN
- TRANSPORTABLE ATTENUATOR
- PCMS — PORTABLE CHANGEABLE MESSAGE SIGN

SINGLE-LANE CLOSURE FOR MULTI-LANE ROADWAYS

NOT TO SCALE

NOTES

1. SEE SPECIAL PROVISIONS FOR WORK HOUR RESTRICTIONS.
2. EXTEND DEVICE TAPER AT L/3 ACROSS SHOULDER.
3. DEVICES SHALL NOT ENCROACH INTO THE ADJACENT LANE.
4. USE TRANSVERSE DEVICES IN CLOSED LANE EVERY 1000' (FT) (RECOMMENDED).
5. DEVICE SPACING FOR THE DOWNSTREAM TAPER SHALL BE 20' (FT).
6. ALL SIGNS ARE BLACK ON ORANGE.

FILE NAME	S:\Design R P& S\4-Standards\2-Plan Sheet Library\02-PSL Work In Progress\Fern\(TC1-TC-17) Buffer Data table replacement\TC-3.dgn				
TIME	8:18:31 AM				
DATE	1/3/2018				
PLOTTED BY	lddelf				
DESIGNED BY					
ENTERED BY					
CHECKED BY					
PROJ. ENGR.					
REGIONAL ADM.		REVISION	DATE	BY	

REGION NO. / STATE: WASH
FED.AID PROJ.NO.
JOB NUMBER
CONTRACT NO.
LOCATION NO.

P.E. STAMP BOX — DATE
P.E. STAMP BOX — DATE

Washington State Department of Transportation

TRAFFIC CONTROL PLAN

Plot 1
PLAN REF NO TC3
SHEET OF SHEETS

MINIMUM LANE CLOSURE TAPER LENGTH = L (feet)

LANE WIDTH (feet)	Posted Speed (mph)									
	25	30	35	40	45	50	55	60	65	70
10	105	150	205	270	450	500	550	-	-	-
11	115	165	225	295	495	550	605	660	-	-
12	125	180	245	320	540	600	660	720	780	840

MINIMUM SHOULDER TAPER LENGTH = L/3 (feet)

SHOULDER WIDTH (feet)	Posted Speed (mph)									
	25	30	35	40	45	50	55	60	65	70
8'	40	40	60	90	120	130	150	160	170	190
10'	40	60	90	90	150	170	190	200	220	240

USE A MINIMUM 3 DEVICES TAPER FOR SHOULDER LESS THEN 8'.

SIGN SPACING = X (1)

FREEWAYS & EXPRESSWAYS	55 / 70 MPH	1500' ±
RURAL HIGHWAYS	60 / 65 MPH	800' ±
RURAL ROADS	45 / 55 MPH	500' ±
RURAL ROADS & URBAN ARTERIALS	35 / 40 MPH	350' ±
RURAL ROADS & URBAN ARTERIALS RESIDENTAL & BUSINESS DISTRICTS	25 / 30 MPH	200' ± (2)
URBAN STREETS	25 MPH OR LESS	100' ± (2)

(1) ALL SPACING MAY BE ADJUSTED TO ACCOMMODATE INTERCHANGE RAMPS, AT-GRADE INTERSECTIONS AND DRIVEWAYS.
(2) THIS SPACING MAY BE REDUCED IN URBAN AREAS TO FIT ROADWAY CONDITIONS.

PCMS	
1	2
2 LANES CLOSED AHEAD	WATCH FOR SLOW TRAFFIC
2.0 SEC	2.0 SEC

FIELD LOCATE 1 MILE ± IN ADVANCE OF LANE CLOSURE SIGNING.

BUFFER DATA

LONGITUDINAL BUFFER SPACE = B

SPEED (MPH)	25	30	35	40	45	50	55	60	65	70
LENGTH (feet)	155	200	250	305	360	425	495	570	645	730

TRANSPORTABLE ATTENUATOR ROLL AHEAD DISTANCE = R

HOST VEHICLE WEIGHT 9,900 TO 22,000 lbs.			HOST VEHICLE WEIGHT > 22,000 lbs.		
< 45 MPH	45-55 MPH	> 55 MPH	< 45 MPH	45-55 MPH	> 55 MPH
100'	123'	172'	74'	100'	150'

CHANNELIZATION DEVICE SPACING (feet)

MPH	TAPER	TANGENT
50/70	40	80
35/45	30	60
25/30	20	40

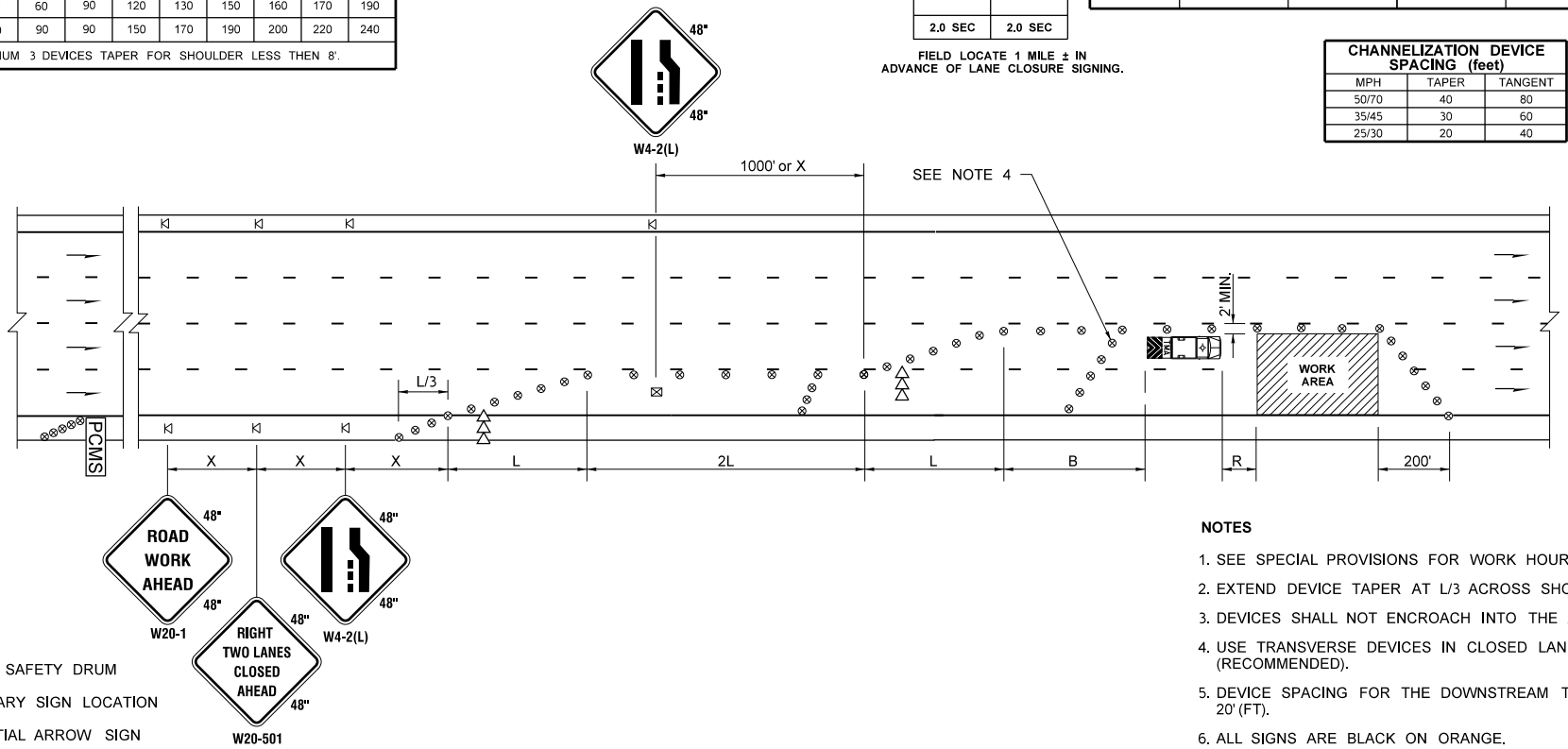

LEGEND

- ⊗ TRAFFIC SAFETY DRUM
- ⋈ TEMPORARY SIGN LOCATION
- ▷▷▷ SEQUENTIAL ARROW SIGN
- TRANSPORTABLE ATTENUATOR
- PCMS PORTABLE CHANGEABLE MESSAGE SIGN
- ⊠ TEMPORARY SIGN LOCATION (5' (FT) MOUNTING HEIGHT)

NOTES

1. SEE SPECIAL PROVISIONS FOR WORK HOUR RESTRICTIONS.
2. EXTEND DEVICE TAPER AT L/3 ACROSS SHOULDER.
3. DEVICES SHALL NOT ENCROACH INTO THE ADJACENT LANES.
4. USE TRANSVERSE DEVICES IN CLOSED LANE EVERY 1000' (FT) (RECOMMENDED).
5. DEVICE SPACING FOR THE DOWNSTREAM TAPER SHALL BE 20' (FT).
6. ALL SIGNS ARE BLACK ON ORANGE.

DOUBLE-LANE CLOSURE FOR MULTI-LANE ROADWAYS

NOT TO SCALE

FILE NAME	S:\Design R P& S\4-Standards\2-Plan Sheet Library\01-Published PSL\(TC) Work Zone Traffic Control\(TC-4) Double-Lan Closure for Multi-Lane Roadways\TC-4.dgn						Plot 1
TIME	8:36:32 AM			REGION NO. / STATE: WASH	FED.AID PROJ.NO.	Washington State Department of Transportation	PLAN REF NO TC4
DATE	1/3/2018			JOB NUMBER			SHEET
PLOTTED BY	lddelf						OF
DESIGNED BY							SHEETS
ENTERED BY							
CHECKED BY				CONTRACT NO.	LOCATION NO.		
PROJ. ENGR.							TRAFFIC CONTROL PLAN
REGIONAL ADM.		REVISION	DATE	BY	P.E. STAMP BOX DATE	P.E. STAMP BOX DATE	

SIGN SPACING = X (1)		
RURAL ROADS & URBAN ARTERIALS	35 / 40 MPH	350' ±
RURAL ROADS, URBAN ARTERIALS, RESIDENTIAL & BUSINESS DISTRICTS	25 / 30 MPH	200' ± (2)
URBAN STREETS	25 MPH OR LESS	100' ± (2)

(1) ALL SPACING MAY BE ADJUSTED TO ACCOMMODATE INTERSECTIONS AND DRIVEWAYS.
(2) THIS SPACING MAY BE REDUCED IN URBAN AREAS TO FIT ROADWAY CONDITIONS.

MINIMUM SHOULDER TAPER LENGTH = L/3 (feet)

SHOULDER WIDTH (feet)	Posted Speed (mph)									
	25	30	35	40	45	50	55	60	65	70
8'	40	40	60	90	-	-	-	-	-	-
10'	40	60	90	90	-	-	-	-	-	-

USE A 3 DEVICES TAPER FOR SHOULDERS LESS THEN 8'

BUFFER DATA

LONGITUDINAL BUFFER SPACE = B

SPEED (MPH)	25	30	35	40	45	50	55	60	65	70
LENGTH (feet)	155	200	250	305	360	425	495	570	645	730

TRANSPORTABLE ATTENUATOR ROLL AHEAD DISTANCE = R

HOST VEHICLE WEIGHT 9,900 TO 22,000 lbs.			HOST VEHICLE WEIGHT > 22,000 lbs.		
< 45 MPH	45-55 MPH	> 55 MPH	< 45 MPH	45-55 MPH	> 55 MPH
100'	123'	172'	74'	100'	150'

PROTECTIVE VEHICLE (WORK VEHICLE) = R

NO SPECIFIED DISTANCE REQUIRED

CHANNELIZATION DEVICE SPACING (feet)		
MPH	TAPER	TANGENT
35/40	30	60
25/30	20	40

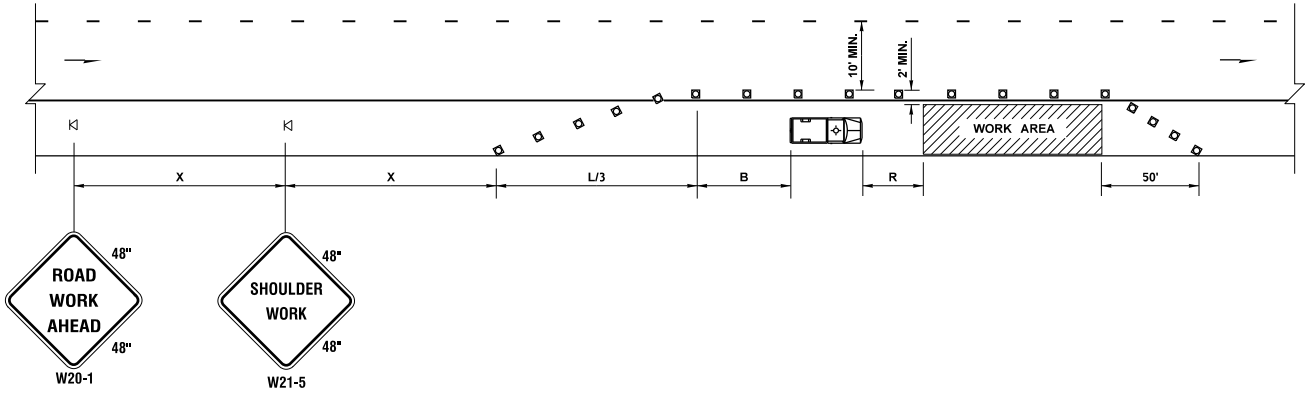

LEGEND

- TEMPORARY SIGN LOCATION
- CHANNELIZING DEVICES
- PROTECTIVE VEHICLE

SHOULDER CLOSURE - LOW SPEED

(40 MPH OR LESS)

NOT TO SCALE

NOTES

1. DEVICE SPACING FOR THE DOWNSTREAM TAPER SHALL BE 20' (FT).
2. ALL SIGNS ARE BLACK ON ORANGE.

FILE NAME	S:\Design R P& S\4-Standards\2-Plan Sheet Library\01-Published PSL\(TC) Work Zone Traffic Control(TC-5) Shoulder Closure - Low Speed (40 MPH or Less)\TC-5.dgn						Plot 1
TIME	2:59:41 PM			REGION NO. / STATE: WASH	FED.AID PROJ.NO.	Washington State Department of Transportation	PLAN REF NO TC5
DATE	1/2/2018			JOB NUMBER			SHEET
PLOTTED BY	lddelf						OF
DESIGNED BY				CONTRACT NO.	LOCATION NO.	TRAFFIC CONTROL PLAN	SHEETS
ENTERED BY							
CHECKED BY							
PROJ. ENGR.							
REGIONAL ADM.		REVISION	DATE	BY	P.E. STAMP BOX / DATE	P.E. STAMP BOX / DATE	

MINIMUM TAPER LENGTH = L (feet)										
LANE WIDTH (feet)	Posted Speed (mph)									
	25	30	35	40	45	50	55	60	65	70
10	-	-	-	-	450	500	550	-	-	-
11	-	-	-	-	495	550	605	660	-	-
12	-	-	-	-	540	600	660	720	780	840

CHANNELIZATION DEVICE SPACING (feet)		
MPH	TAPER	TANGENT
50/70	40	80
40/45	30	60

BUFFER DATA										
LONGITUDINAL BUFFER SPACE = B										
SPEED (MPH)	25	30	35	40	45	50	55	60	65	70
LENGTH (feet)	155	200	250	305	360	425	495	570	645	730

TRANSPORTABLE ATTENUATOR ROLL AHEAD DISTANCE = R					
HOST VEHICLE WEIGHT 9,900 TO 22,000 lbs.			HOST VEHICLE WEIGHT > 22,000 lbs.		
< 45 MPH	45-55 MPH	> 55 MPH	< 45 MPH	45-55 MPH	> 55 MPH
100'	123'	172'	74'	100'	150'

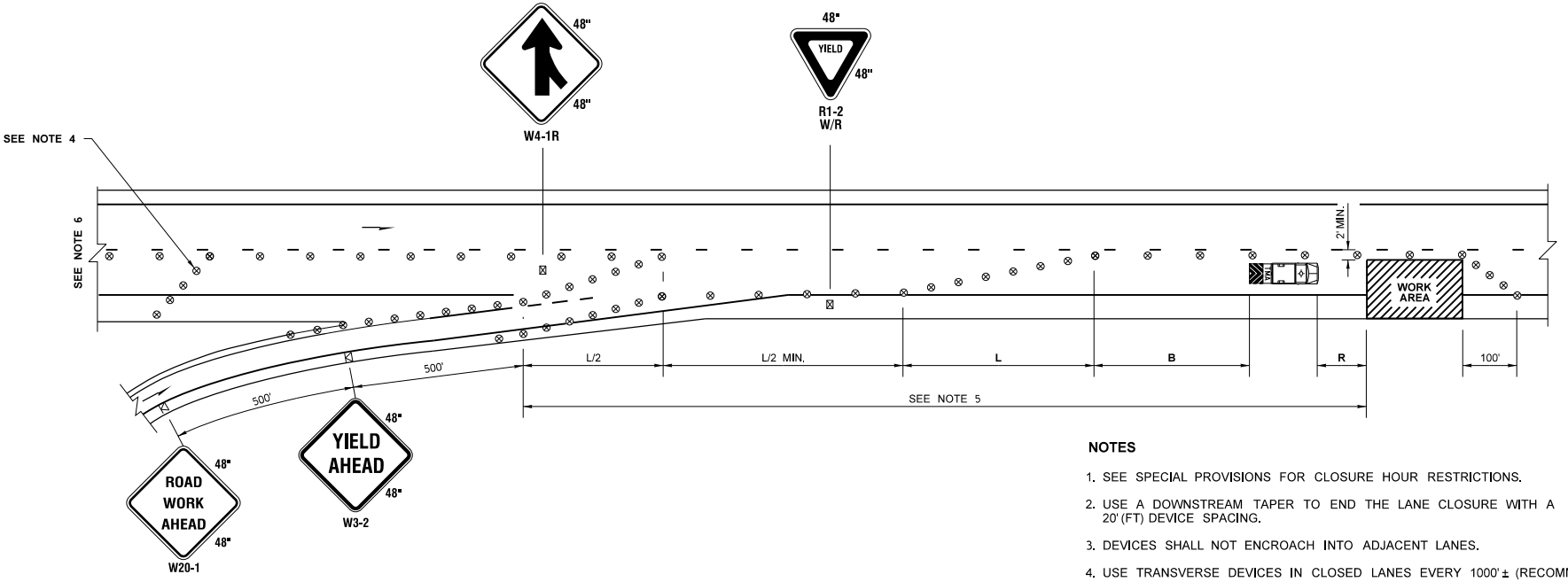

NOTES

1. SEE SPECIAL PROVISIONS FOR CLOSURE HOUR RESTRICTIONS.
2. USE A DOWNSTREAM TAPER TO END THE LANE CLOSURE WITH A 20' (FT) DEVICE SPACING.
3. DEVICES SHALL NOT ENCROACH INTO ADJACENT LANES.
4. USE TRANSVERSE DEVICES IN CLOSED LANES EVERY 1000' ± (RECOMMENDED).
5. SEE SHEET TCXX FOR A SHORT TERM ON-RAMP CLOSURE WHEN THE WORK AREA LOCATION RESTRICTS RAMP ACCESS.
6. SEE SHEET TC3 OR TC7 FOR RIGHT LANE CLOSURE.
7. ALL SIGNS ARE BLACK ON ORANGE UNLESS OTHERWISE DESINGATED.

LEGEND

- TEMPORARY SIGN LOCATION
- TRAFFIC SAFETY DRUM
- SEQUENTIAL ARROW SIGN
- TRANSPORTABLE ATTENUATOR
- TEMPORARY SIGN LOCATION (5' MOUNTING HEIGHT)

TEMPORARY ON-RAMP FOR MULTI-LANE ROADWAYS

NOT TO SCALE

FILE NAME	S:\Design R P& S\4-Standards\2-Plan Sheet Library\01-Published PSL\(TC) Work Zone Traffic Control\(TC-9) Temporary On-Ramp for Multi-Lane Roadways\TC-9.dgn								Plot 1
TIME	10:04:03 AM			REGION NO.	STATE	FED.AID PROJ.NO.		Washington State Department of Transportation	PLAN REF NO TC9
DATE	1/3/2018				WASH				
PLOTTED BY	lddelf			JOB NUMBER					SHEET
DESIGNED BY									OF
ENTERED BY									
CHECKED BY				CONTRACT NO.		LOCATION NO.		TRAFFIC CONTROL PLAN	SHEETS
PROJ. ENGR.									
REGIONAL ADM.		REVISION	DATE	BY			P.E. STAMP BOX DATE	P.E. STAMP BOX DATE	

BUFFER DATA										
LONGITUDINAL BUFFER SPACE = B										
SPEED (MPH)	25	30	35	40	45	50	55	60	65	70
LENGTH (feet)	155	200	250	305	360	425	495	570	645	730

TRANSPORTABLE ATTENUATOR ROLL AHEAD DISTANCE = R					
HOST VEHICLE WEIGHT 9,900 TO 22,000 lbs.			HOST VEHICLE WEIGHT > 22,000 lbs.		
< 45 MPH	45-55 MPH	> 55 MPH	< 45 MPH	45-55 MPH	> 55 MPH
100'	123'	172'	74'	100'	150'

PROTECTIVE VEHICLE (WORK VEHICLE) = R
NO SPECIFIED DISTANCE REQUIRED

SIGN SPACING = X (1)		
RURAL ROADS	45 / 55 MPH	500' ±
RURAL ROADS & URBAN ARTERIALS	35 / 40 MPH	350' ±
RURAL ROADS & URBAN ARTERIALS RESIDENTAL & BUSINESS DISTRICTS	25 / 30 MPH	200' ± (2)
URBAN STREETS	25 MPH OR LESS	100' ± (2)

(1) ALL SPACING MAY BE ADJUSTED TO ACCOMMODATE INTERCHANGE RAMPS, AT-GRADE INTERSECTIONS AND DRIVEWAYS.
(2) THIS SPACING MAY BE REDUCED IN URBAN AREAS TO FIT ROADWAY CONDITIONS.

MINIMUM TAPER LENGTH = L (feet)										
LANE WIDTH (feet)	Posted Speed (mph)									
	25	30	35	40	45	50	55	60	65	70
10	105	150	205	270	450	500	-	-	-	-
11	115	165	225	295	495	550	-	-	-	-
12	125	180	245	320	540	600	-	-	-	-

CHANNELIZATION DEVICE SPACING (feet)		
MPH	TAPER	TANGENT
50	40	80
35/45	30	60
25/30	20	40

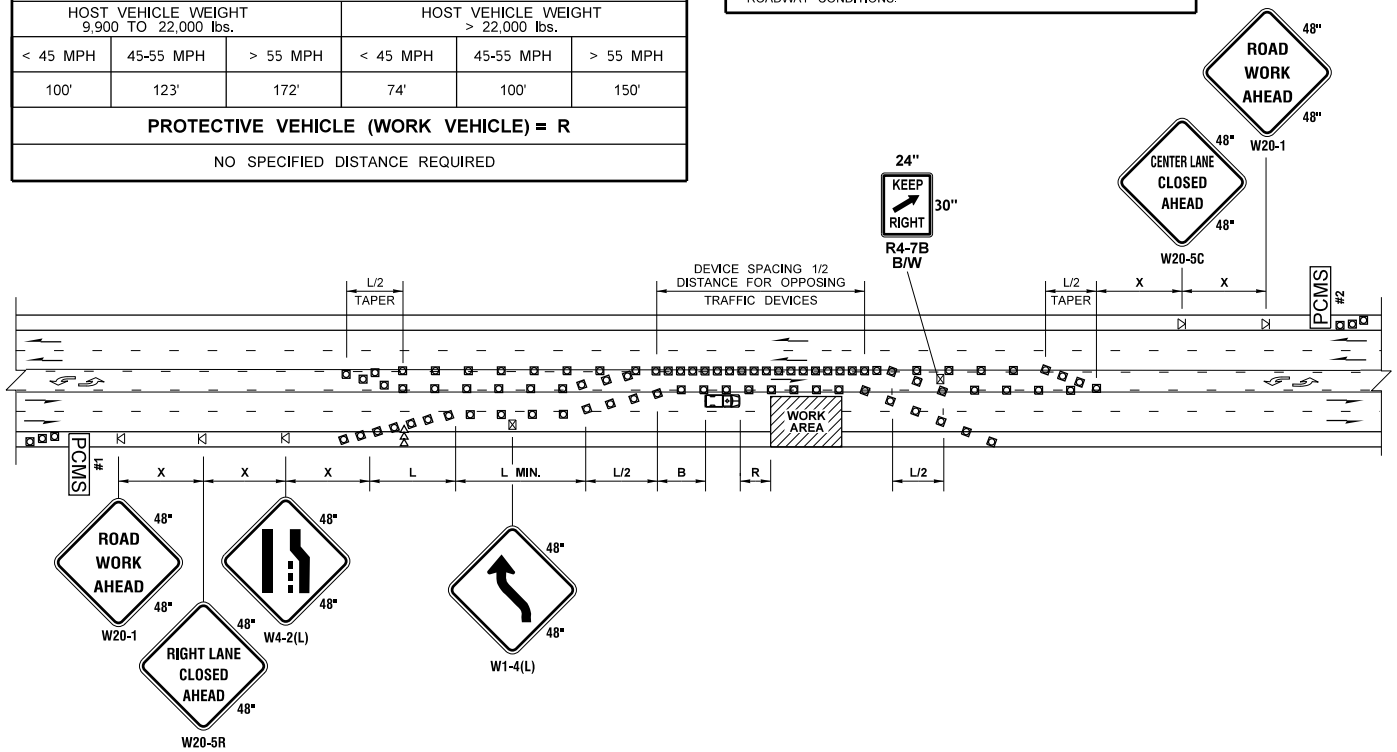

PCMS #1	
1	2
RIGHT LANE CLOSURE	1 MILE AHEAD
2.0 SEC	2.0 SEC

FIELD LOCATE IN ADVANCE OF TEMPORARY SIGNS.

PCMS #2	
1	2
CENTER LANE CLOSED	NNO LEFT TURNING
2.0 SEC	2.0 SEC

FIELD LOCATE IN ADVANCE OF TEMPORARY SIGNS.

LEGEND

- TEMPORARY SIGN LOCATION
- CHANNELIZING DEVICES
- SEQUENTIAL ARROW SIGN
- PROTECTIVE VEHICLE
- PCMS — PORTABLE CHANGEABLE MESSAGE SIGN
- TEMPORARY SIGN LOCATION (5' MOUNTING HEIGHT)

NOTES

1. SEE SPECIAL PROVISIONS FOR WORK HOUR RESTRICTIONS.
2. RECOMMEND EXTENDING DEVICE TAPER (L/3) ACROSS SHOULDER.
3. FOR POSTED SPEED LIMITS OF 30 MPH OR LESS, USE SIGN W1-3 IN LIEU OF SIGN W1-4.
4. ALL SIGNS ARE BLACK ON ORANGE UNSLESS OTHERWISE DESIGNATED.

RIGHT LANE CLOSURE WITH SHIFT - 5 LANE ROADWAY

NOT TO SCALE

FILE NAME	S:\Design R P& S\4-Standards\2-Plan Sheet Library\01-Published PSL\(TC) Work Zone Traffic Control\(TC-10) Right Lane Closure with Shift - 5 Lane Roadway\TC-10.dgn						Plot 1
TIME	3:15:46 PM			REGION NO. / STATE: WASH	FED.AID PROJ.NO.	Washington State Department of Transportation	PLAN REF NO TC10
DATE	1/2/2018			JOB NUMBER			SHEET
PLOTTED BY	lddelf						OF
DESIGNED BY				CONTRACT NO.	LOCATION NO.	TRAFFIC CONTROL PLAN	SHEETS
ENTERED BY							
CHECKED BY							
PROJ. ENGR.							
REGIONAL ADM.		REVISION	DATE	BY	P.E. STAMP BOX / DATE	P.E. STAMP BOX / DATE	

NO PARKING	R8-3 24" x 30" R/W	INSTALL ON TYPE 2 BARRICADES THROUGHOUT THE WORK AREA 24 HOURS PRIOR TO IMPLEMENTING TRAFFIC CONTROL. PRIOR NOTIFICATION OF LOCAL LAW ENFORCEMENT REQUIRED.

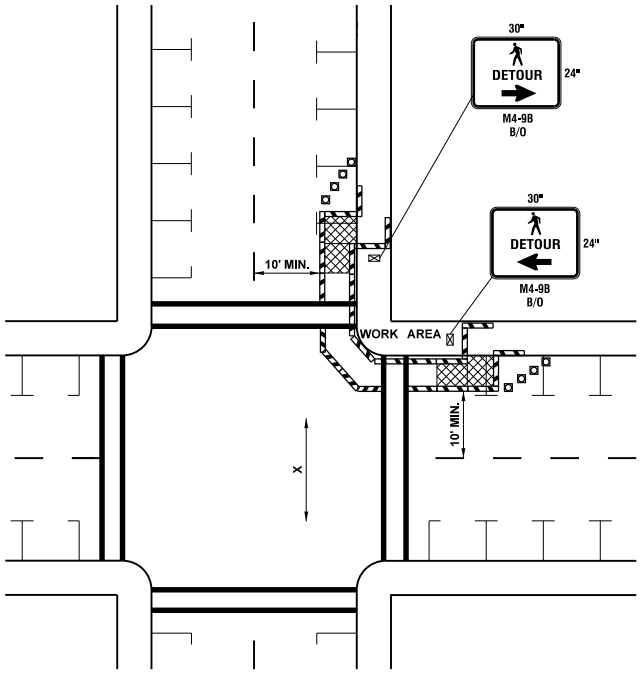

SIDEWALK DIVERSION

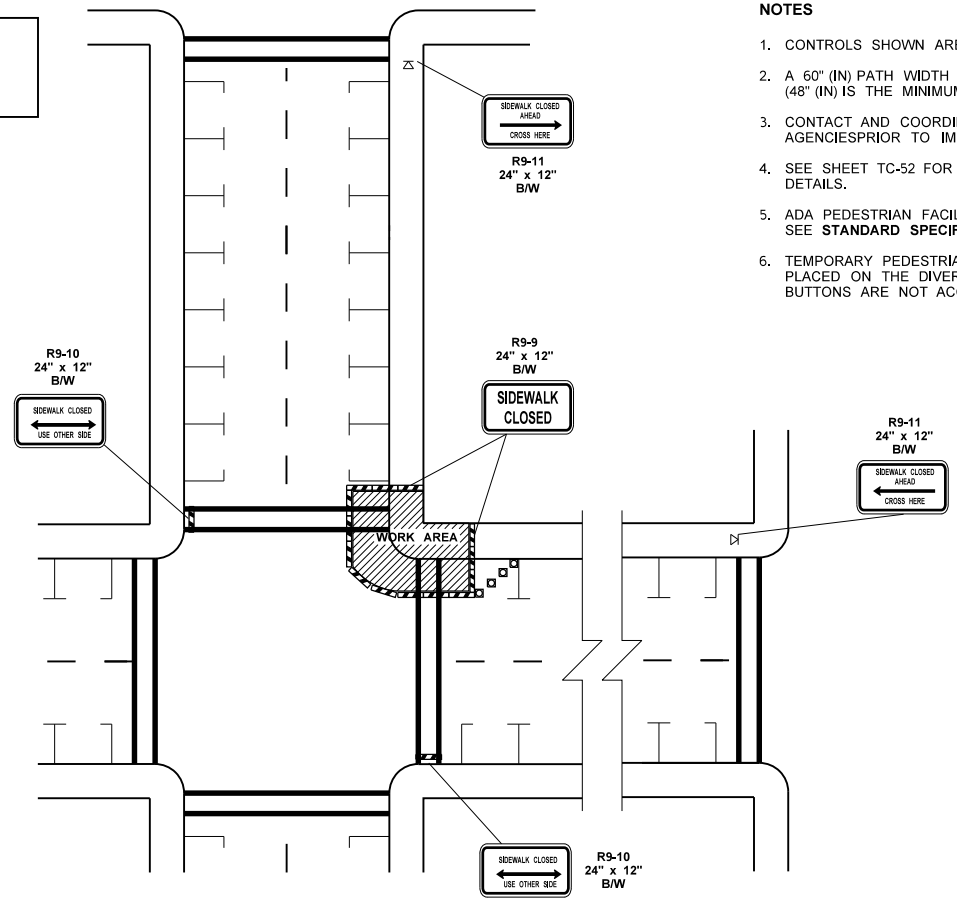

SIDEWALK DETOUR

NOTES

1. CONTROLS SHOWN ARE FOR PEDESTRIAN TRAFFIC ONLY.
2. A 60" (IN) PATH WIDTH SHOULD BE MAINTAINED (48" (IN) IS THE MINIMUM).
3. CONTACT AND COORDINATE IMPACTED TRANSIT AGENCIESPRIOR TO IMPLEMENTING ANY CLOSURES.
4. SEE SHEET TC-52 FOR TEMPORARY PEDESTRIAN RAMP DETAILS.
5. ADA PEDESTRIAN FACILITIES MUST BE MAINTAINED. SEE **STANDARD SPECIFICATION 1-10.2(1)B.**
6. TEMPORARY PEDESTRIAN PUSH BUTTONS SHALL BE PLACED ON THE DIVERTED PATH WHEN EXISTING BUTTONS ARE NOT ACCESSIBLE TO PEDESTRIANS.

LEGEND

- TEMPORARY SIGN LOCATION
- CHANNELIZING DEVICES
- PEDESTRIAN CHANNELIZING DEVICES
- TEMPORARY PEDESTRIAN RAMP FOR SIDEWALKS

INTERSECTION PEDESTRIAN TRAFFIC CONTROL

NOT TO SCALE

FILE NAME	S:\Design R P& S\4-Standards\2-Plan Sheet Library\01-Published PSL\(TC) Work Zone Traffic Control\(TC-16) Intersection Pedestrian Traffic Control\TC-16.dgn								Plot 1
TIME	9:58:28 AM				REGION NO. / STATE	FED.AID PROJ.NO.		Washington State Department of Transportation	PLAN REF NO TC16
DATE	1/2/2018				WASH				
PLOTTED BY	lddelf				JOB NUMBER				SHEET
DESIGNED BY									OF
ENTERED BY									SHEETS
CHECKED BY					CONTRACT NO.	LOCATION NO.			
PROJ. ENGR.							DATE	DATE	
REGIONAL ADM.		REVISION	DATE	BY			P.E. STAMP BOX	P.E. STAMP BOX	PEDESTRIAN CONTROL AND PROTECTION

MINIMUM SHOULDER TAPER LENGTH = L/3 (feet)

SHOULDER WIDTH (feet)	Posted Speed (mph)									
	25	30	35	40	45	50	55	60	65	70
8'	40	40	60	90	120	130	150	160	170	190
10'	40	60	90	90	150	170	190	200	220	240

USE A MINIMUM 3 DEVICES TAPER FOR SHOULDER LESS THEN 8'.

MINIMUM LANE CLOSURE TAPER LENGTH = L (feet)

LANE WIDTH (feet)	Posted Speed (mph)									
	25	30	35	40	45	50	55	60	65	70
10	105	150	205	270	450	500	550	-	-	-
11	115	165	225	295	495	550	605	660	-	-
12	125	180	245	320	540	600	660	720	780	840

SIGN SPACING = X (1)

1500' ±	55 / 70 MPH	FREEWAYS & EXPRESSWAYS
800' ±	60 / 65 MPH	RURAL HIGHWAYS
500' ±	45 / 55 MPH	RURAL ROADS
350' ±	35 / 40 MPH	RURAL ROADS & URBAN ARTERIALS
200' ± (2)	25 / 30 MPH	RURAL ROADS & URBAN ARTERIALS RESIDENTAL & BUSINESS DISTRICTS
100' ± (2)	25 MPH OR LESS	URBAN STREETS

(1) ALL SPACING MAY BE ADJUSTED TO ACCOMMODATE INTERCHANGE RAMPS, AT-GRADE INTERSECTIONS AND DRIVEWAYS.

(2) THIS SPACING MAY BE REDUCED IN URBAN AREAS TO FIT ROADWAY CONDITIONS.

CHANNELIZATION DEVICE SPACING (feet)

MPH	TAPER	TANGENT
50/70	40	80
35/45	30	60
25/30	20	40

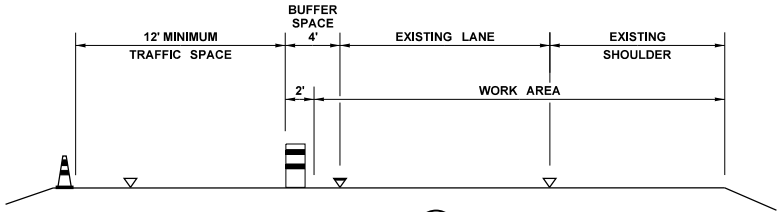

TYPICAL SECTION (A)

BUFFER DATA

LONGITUDINAL BUFFER SPACE = B

SPEED (MPH)	25	30	35	40	45	50	55	60	65	70
LENGTH (feet)	155	200	250	305	360	425	495	570	645	730

TRANSPORTABLE ATTENUATOR ROLL AHEAD DISTANCE = R

HOST VEHICLE WEIGHT 9,900 TO 22,000 lbs.			HOST VEHICLE WEIGHT > 22,000 lbs.		
< 45 MPH	45-55 MPH	> 55 MPH	< 45 MPH	45-55 MPH	> 55 MPH
100'	123'	172'	74'	100'	150'

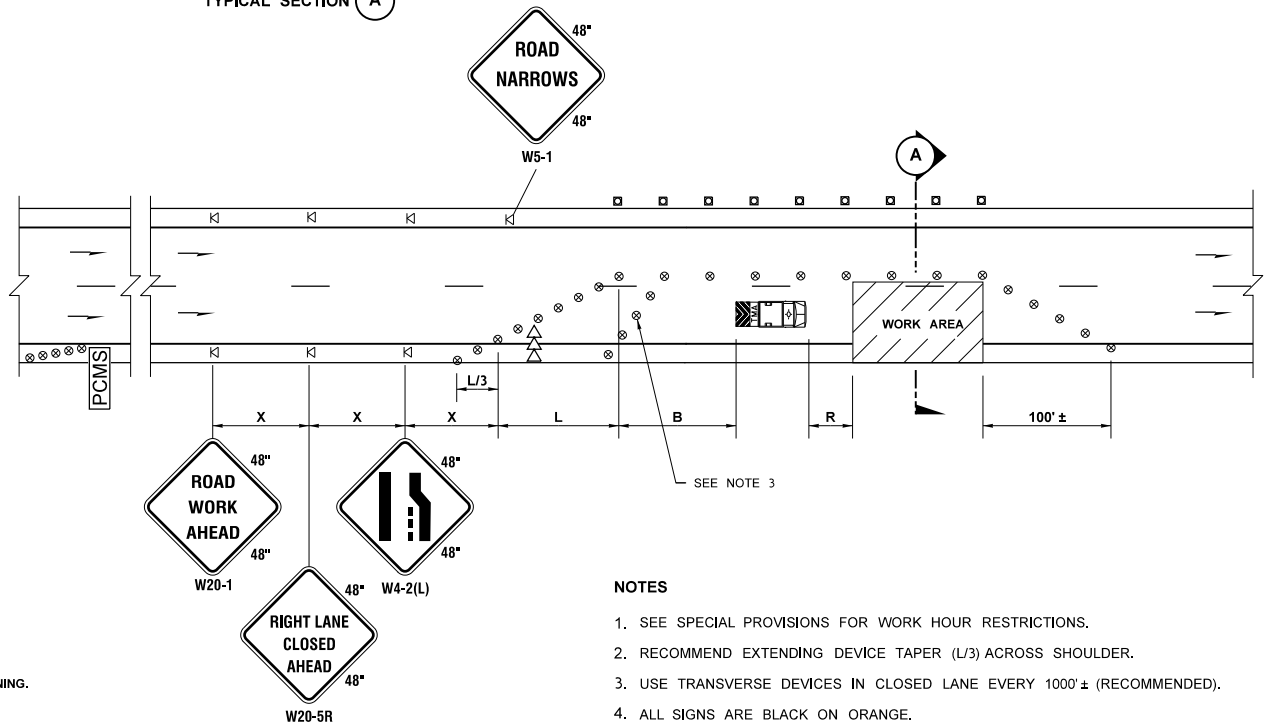

PCMS	
1	2
RIGHT LANE CLOSURE	1 MILE AHEAD
2.0 SEC	2.0 SEC

FIELD LOCATE 1 MILE ± IN ADVANCE OF LANE CLOSURE SIGNING.

LEGEND

- TEMPORARY SIGN LOCATION
- CHANNELIZING DEVICES
- TRAFFIC SAFETY DRUM
- SEQUENTIAL ARROW SIGN
- TRANSPORTABLE ATTENUATOR
- PCMS — PORTABLE CHANGEABLE MESSAGE SIGN

NOTES

1. SEE SPECIAL PROVISIONS FOR WORK HOUR RESTRICTIONS.
2. RECOMMEND EXTENDING DEVICE TAPER (L/3) ACROSS SHOULDER.
3. USE TRANSVERSE DEVICES IN CLOSED LANE EVERY 1000' ± (RECOMMENDED).
4. ALL SIGNS ARE BLACK ON ORANGE.
5. RECOMMEND ADVANCE NOTICE FOR ANY OVER WIDTH LOADS PRIOR TO LANE CLOSURE FOR ALTERNATE ROUTES IF APPLICABLE.

SINGLE-LANE CLOSURE WITH SHIFT

NOT TO SCALE

FILE NAME	S:\Design R P& S\4-Standards\2-Plan Sheet Library\01-Published PSL\(TC) Work Zone Traffic Control\(TC-17) Single Lane Closure with Shift\TC-17.dgn						
TIME	1:04:04 PM			REGION NO. / STATE: WASH	FED.AID PROJ.NO.	Washington State Department of Transportation	Plot 1
DATE	1/3/2018						PLAN REF NO TC-17
PLOTTED BY	lddelf			JOB NUMBER			SHEET OF SHEETS
DESIGNED BY							
ENTERED BY							
CHECKED BY				CONTRACT NO.	LOCATION NO.		TRAFFIC CONTROL PLAN
PROJ. ENGR.							
REGIONAL ADM.		REVISION	DATE / BY			P.E. STAMP BOX DATE / P.E. STAMP BOX DATE	