

Homelessness in Kitsap County



Countywide 2019



2,293

Kitsap County households **needed housing assistance** in 2019 (Housing Solutions Center)



467

Homeless children counted by Kitsap School Districts in school year '19-'20



487

People without a home counted in a 24-hour period in Kitsap County during the 2019 Point-in-Time Count.

1,076

literally homeless households

485

were households with children (899 children total)

102

households reported they were homeless without permanent housing for 1 year or longer

77%

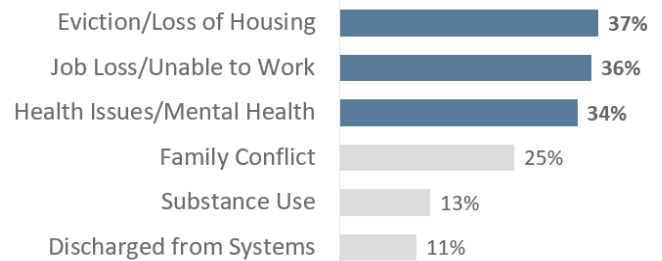
of households were below Federal Poverty Level

\$732

average monthly income for households seeking housing assistance at the HSC

Causes of Homelessness

2019 Point-in-Time Count - Countywide




Kitsap Rents Outpacing Wages

Minimum Wage **\$12.00/hr** \$624 Rent Affordable at Minimum Wage
 Mean Renter Wage **\$12.74/hr** \$663 Rent Affordable at Mean Renter Wage

Housing Wage for Zero Bedroom	\$14.88/hr	\$774 FMR
Housing Wage for One Bedroom	\$17.87/hr	\$929 FMR
Housing Wage for Two Bedroom	\$23.15/hr	\$1,204 FMR
Housing Wage for Three Bedroom	\$32.85/hr	\$1,708 FMR

* Affordable here is considered as paying no more than 30% of income towards rent per month
 FMR - Fair Market Rate

Source: Office of Policy Development and Research (PD&R), U.S. Dept. of HUD (2019)
 Source: 2019 Out of Reach Report



High Rents Each Year

\$1,400

Average rent per unit in Kitsap County Sept 2020. An increase of **40%** since Sept 2015.

Source: <https://www.kitsapgov.com/hs/Pages/HH-Reports-and-Data.aspx>

1 Includes Unsheltered (174) and Sheltered (313) individuals | Tent icon made by FlatIcon from www.flaticon.com



Kitsap County Department of Human Services

Housing & Homelessness Division
 345 6th St, Suite 400
 Bremerton, WA 98337

Kirsten Jewell, Division Manager
 360-337-7286
 kjewell@co.kitsap.wa.us

Homelessness in Kitsap County



Bremerton 2019



1,529

Bremerton households requested housing assistance in 2019 (Housing Solutions Center)



186

Homeless children counted by Bremerton School District in school year '19-'20



352

People without a home counted in a 24-hour period in Bremerton during the 2019 Point-in-Time Count¹

831

literally homeless households

350

were households with children (658 children total)

80

households reported they were homeless without permanent housing for 1 year or longer

80%

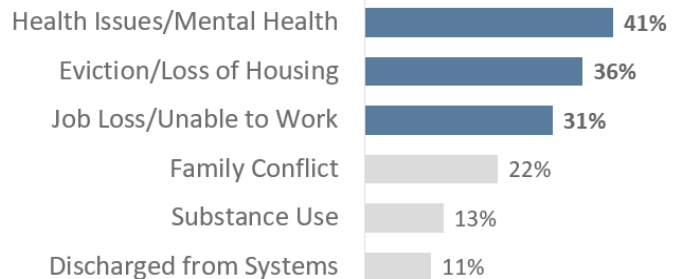
of households were below Federal Poverty Level

\$674

average monthly income for households seeking housing assistance at the HSC

Causes of Homelessness

2019 Point-in-Time Count - Bremerton



Kitsap Rents Outpacing Wages

Minimum Wage: \$12.00/hr \$624 Rent Affordable at Minimum Wage
 Mean Renter Wage: \$12.74/hr \$663 Rent Affordable at Mean Renter Wage

Housing Wage for Zero Bedroom	\$14.88/hr	\$774 FMR
Housing Wage for One Bedroom	\$17.87/hr	\$929 FMR
Housing Wage for Two Bedroom	\$23.15/hr	\$1,204 FMR
Housing Wage for Three Bedroom	\$32.85/hr	\$1,708 FMR

* Affordable here is considered as paying no more than 30% of income towards rent per month FMR - Fair Market Rate

Source: Office of Policy Development and Research (PD&R), U.S. Dept. of HUD (2019)
 Source: 2019 Out of Reach Report

High Rents Each Year

\$1,400

Average rent per unit in Kitsap County Sept 2020. An increase of 40% since Sept 2015.



Source: <https://www.kitsapgov.com/hs/Pages/HH-Reports-and-Data.aspx>

¹ Includes Unsheltered (96) and Sheltered (256) individuals | Tent icon made by FlatIcon from www.flaticon.com



Kitsap County Department of Human Services

Housing & Homelessness Division
 345 6th St, Suite 400
 Bremerton, WA 98337
 Kirsten Jewell, Division Manager
 360-337-7286
 kjewell@co.kitsap.wa.us

Homelessness in Kitsap County



South Kitsap 2019



334

South Kitsap County households **requested housing assistance** in 2019 (Housing Solutions Center)



139

Homeless children counted by South Kitsap School District in school year '19-'20



93

People without a home counted in a 24-hour period in South Kitsap during the 2019 Point-in-Time Count.

112

literally homeless households

53

were households with children (95 children total)

2

households reported they were homeless without permanent housing for 1 year or longer

77%

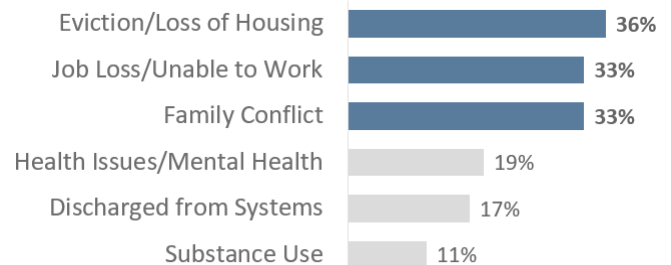
of households were below Federal Poverty Level

\$686

average monthly income for households seeking housing assistance at the HSC

Causes of Homelessness

2019 Point-in-Time Count - South Kitsap



Kitsap Rents Outpacing Wages

Minimum Wage **\$12.00/hr** \$624 Rent Affordable at Minimum Wage
 Mean Renter Wage **\$12.74/hr** \$663 Rent Affordable at Mean Renter Wage

Housing Wage for Zero Bedroom	\$14.88/hr	\$774 FMR
Housing Wage for One Bedroom	\$17.87/hr	\$929 FMR
Housing Wage for Two Bedroom	\$23.15/hr	\$1,204 FMR
Housing Wage for Three Bedroom	\$32.85/hr	\$1,708 FMR


* Affordable here is considered as paying no more than 30% of income towards rent per month
 FMR - Fair Market Rate

Source: Office of Policy Development and Research (PD&R), U.S. Dept. of HUD (2019)
 Source: 2019 Out of Reach Report

High Rents Each Year

\$1,400

Average rent per unit in Kitsap County Sept 2020. An increase of **40%** since Sept 2015.



Source: <https://www.kitsapgov.com/hs/Pages/HH-Reports-and-Data.aspx>

1 Includes Unsheltered (36) and Sheltered individuals (57 individuals counted at Retsil Veterans Center) | Tent icon made by FlatIcon from www.flaticon.com



Kitsap County Department of Human Services

Housing & Homelessness Division
 345 6th St, Suite 400
 Bremerton, WA 98337
 Kirsten Jewell, Division Manager
 360-337-7286
 kjewell@co.kitsap.wa.us

Homelessness in Kitsap County



North Kitsap 2019



267

North Kitsap County households **requested housing assistance** in 2019 (Housing Solutions Center)



45

Homeless children counted by North Kitsap School District in school year '19-'20



21

People without a home counted in a 24-hour period in North Kitsap during the 2019 Point-in-Time Count.

80

literally homeless households

54

were households with children (112 children total)

8

households reported they were homeless without permanent housing for 1 year or longer

68%

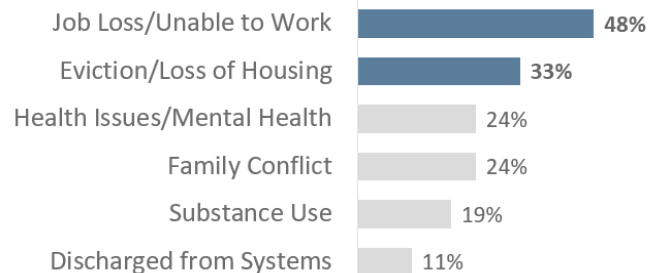
of households were below Federal Poverty Level

\$949

average monthly income for households seeking housing assistance at the HSC

Causes of Homelessness

2019 Point-in-Time Count - North Kitsap



Kitsap Rents Outpacing Wages


Minium Wage	\$12.00/hr	\$624 Rent Affordable at Minimum Wage
Mean Renter Wage	\$12.74/hr	\$663 Rent Affordable at Mean Renter Wage
Housing Wage for Zero Bedroom	\$14.88/hr	\$774 FMR
Housing Wage for One Bedroom	\$17.87/hr	\$929 FMR
Housing Wage for Two Bedroom	\$23.15/hr	\$1,204 FMR
Housing Wage for Three Bedroom	\$32.85/hr	\$1,708 FMR

* Affordable here is considered as paying no more than 30% of income towards rent per month
FMR - Fair Market Rate
Source: Office of Policy Development and Research (PD&R), U.S. Dept. of HUD (2019)
Source: 2019 Out of Reach Report

High Rents Each Year

\$1,400

Average rent per unit in Kitsap County Sept 2020. An increase of **40%** since Sept 2015.



Source: <https://www.kitsapgov.com/hs/Pages/HH-Reports-and-Data.aspx>

1 Includes Unsheltered (21) and Sheltered (0) individuals | Tent icon made by FlatIcon from www.flaticon.com



Kitsap County Department of Human Services

Housing & Homelessness Division
345 6th St, Suite 400
Bremerton, WA 98337
Kirsten Jewell, Division Manager
360-337-7286
kjewell@co.kitsap.wa.us

Homelessness in Kitsap County

Bainbridge Island 2019



117

Bainbridge Island households **requested housing assistance** in 2019 (Housing Solutions Center)



16

Homeless children counted by Bainbridge Island School District in school year '19-'20



10

People without a home counted in a 24-hour period in Bainbridge Island during the 2019 Point-in-Time Count¹

34

literally homeless households

28

were households with children (42 children total)

7

households reported they were homeless without permanent housing for 1 year or longer

58%

of households were below Federal Poverty Level

\$1,284

average monthly income for households seeking housing assistance at the HSC

Kitsap Rents Outpacing Wages

Minium Wage **\$12.00/hr** \$624 Rent Affordable at Minimum Wage
 Mean Renter Wage **\$12.74/hr** \$663 Rent Affordable at Mean Renter Wage

Housing Wage for Zero Bedroom	\$14.88/hr	\$774 FMR
Housing Wage for One Bedroom	\$17.87/hr	\$929 FMR
Housing Wage for Two Bedroom	\$23.15/hr	\$1,204 FMR
Housing Wage for Three Bedroom	\$32.85/hr	\$1,708 FMR

* Affordable here is considered as paying no more than 30% of income towards rent per month
 FMR - Fair Market Rate

Source: Office of Policy Development and Research (PD&R), U.S. Dept. of HUD (2019)
 Source: 2019 Out of Reach Report



High Rents Each Year

\$1,400

Average rent per unit in Kitsap County Sept 2020. An increase of **40%** since Sept 2015.

Source: <https://www.kitsapgov.com/hs/Pages/HH-Reports-and-Data.aspx>

¹ Includes Unsheltered (10) and Sheltered (0) Individuals | Tent icon made by FlatIcon from www.flaticon.com



Kitsap County Department of Human Services

Housing & Homelessness Division
 345 6th St, Suite 400
 Bremerton, WA 98337
 Kirsten Jewell, Division Manager
 360-337-7286
 kjewell@co.kitsap.wa.us